



CAYENNE[®]



CAYENNE PRICE BOOK

November, 2014

rev 03.17.2017

Revision Levels

Date	Changes Made
11.21.2014	Page 19 - Corrected the Mobile Power Locker height to 25-7/8" h
11.21.2014	Page 9 - Updated SL and ML locks
12.02.2014	Page 20 - Work Surface Stiffener statement
01.15.2015	Page 18 - Updated SIN numbers per product, page 25, changed to no up-charge for satin nickel pull on overhead.
08.14.2015	Page 5 - Corrected laminate thickness to 1.25"
8.26.2015	Page 25 - Removed "Horizontal Bracket" term from tackboard
8.26.2015	Page 18 - Added personal drawer
8.26.2015	Page 20 - Updated work surface statement
10.12.2015	Page 16 - Added available fronts to Credenza
10.12.2015	Page 18 - Updated tower lock positions, added 12" wide tower with shelves view
10.12.2015	Page 25 - Added measurement from top Acrylic Priv. Screen to floor
10.12.2015	Page 31 - Updated payment address, removed Hubzone from the top, also extended GSA dates
10.12.2015	Page 20 - Updated work surface statement, prices
02.24.2016	Page 9 Lock Program page - updated the SL lock info as it does not have Master Keys available.
04.07.2016	Page 17 - Removed 60", 66", and 72" cushions
04.19.2016	Page 7 Added statement about fabric direction specification. Also added bullet under cushioned products on pages 17 & 19
07.08.2016	Page 2 & 3 added Dwelling Colors
10.06.2016	Page 2 & 4 Removed "Beige Nebula" from laminate choices
10.11.2016	Page 8 - Updated statement about lead time for COM fabrics
12.19.2016	Page 19 - Updated the Mobile Ped prices to the new reduced 8% price, removed the Power Locker
12.28.2016	Page 28 - added bullet on cord length for Isle
12.30.2016	Page 18 - corrected the personal drawer part number
01.31.2017	Page 18 - updated personal drawer dimensions
02.10.2017	Added statement about page 8 yardage requirements next to corresponding products, removed yardage reference to the GO cart. Removed "Canary" fabric, page 16 - added "K" to part # on Center Leg support
03.17.2017	Updated Commercial Terms and Conditions



	Page
Specification Guide	
Quick Reference for Ordering	2
Paint Program	3
Laminate Program	4
Laminates, Edge Specifications	5
Specialty Fronts & Options	6
Fabric Program	7
Ordering COM Fabrics	8
Lock Program	9
Cayenne Overview	
Cayenne FAQs	10
Cayenne Wire Management	12
Cayenne Typical Configurations	13
Cayenne Products	
Storage & Accessories	15
Work Surfaces & Legs	20
Height Adjustable Tables	22
Acrylic Screens & Modesty Panels	23
Metal Modesty Panels	24
Tackable Privacy Screens	25
Wall Mounted Overheads & Tack Boards	26
Task Lights	27
Modular Electrical Components	28
Terms and Conditions	
Commercial	30
GSA	32

Cayenne Price Book

November, 2014

rev 03.17.2017

Great Openings
902 E. Fourth Street
Ludington, MI 49431

Customer Service:
Phone: 888-712-8582
Fax: 231-843-6373
greatopeningscust.serv@greatopenings.com

www.greatopenings.com
Printed Literature: www.goliterature.com

QUICK REFERENCE FOR ORDERING

SEE PAGE 2 FOR COLORS, LAMINATES, FABRICS

All drawer fronts are not available on all products. For restrictions see the individual product pages.



A: Full Pull



Q: Square, Satin Nickel Bar Pull



S: Square, Satin Nickel Loop Pull
(Add "B" suffix for black pull)



Y: Square, Black Wire Pull



B: S-9000 Pull



F: Square, Recessed Pull



H: Square, HW Pull



P: Square, P Pull



D: Radiused, Recessed Pull



I: Radiused, HW Pull



N: Radiused, Satin Nickel Loop Pull
(Add "B" suffix for black pull)

P: Square Front "P" Pull Colors:

- 0159 Beige
- 0006 Charcoal
- 0547 Graphite
- 0131 Smoke

Products ordered in any other color will include 0006 Charcoal pulls

D: and F: Recessed Pull Colors:

- 0256 Black Umber
 - 0257 Light Grey
 - 0004 Medium Tone
- Products ordered in any other color will include 0256 Black Umber pulls

PAINT FINISHES

Great Openings Standard Colors

Allsteel	Haworth
0217 Brilliant White	0159 Beige
01A7 Champagne Metallic	0228 Cement Textured
0073 Cloud	0141 Chalk
0232 Driftwood	0006 Charcoal
0231 Flint	0547 Graphite
0536 Loft	0205 Greystone
0683 Muslin	0229 Grout Textured
0345 Parchment	0112 Putty
0166 Platinum Metallic	02Y9 Silver Metallic
0239 Fossil	0131 Smoke
Herman Miller	Knoll
0256 Black Umber	0968 Beige Mist Metallic
0257 Light Grey	0222 Bright White Smooth
0004 Medium Tone	02Z3 Bright White Textured
0001 Dark Tone	02Y7 Brown
0744 Metallic Champagne	0623 Folkstone Grey
0666 Silver Metallic	0188 Medium Grey
02L6 Soft White	02Y6 Medium Metallic Grey
0784 Warm Grey Neutral	0756 Sandstone
03C6 White Textured Enhanced	02X9 Silver Metallic
0348 Innertone Light	0030 Soft Grey
Steelcase	Teknion
0995 Arctic White Textured	02M0 Arctic Textured
0668 Black Textured	02X5 Espresso Textured
0044 Black	02M3 Granite
0998 Carbon Metallic Textured	02A3 Grey
0678 Fieldstone Textured	02U2 Latte Textured
0722 Midnight Textured	02M2 Nevada
02A4 Milk	02X7 Platinum Metallic
0666 Platinum Metallic	02Z0 Satin Black
0705 Sterling Metallic	02X4 Silver Textured
0280 Warm White	02N0 Storm White Textured

Dwelling Color Palette

03Q9 Special Gray	03Q4 Jonquil
03Q7 Bracing Blue	03P8 Garden Sage
03Q8 Honest Blue	03Q5 Emberglow
03Q0 Retreat	03Q3 Chamois
03Q1 Riverway	03Q3 Brandywine
03P9 Independent Gold	03Q2 Antique Red

HIGH PRESSURE LAMINATES (HPL)

GO Part #	HPL Laminate	PVC Trim
DWDW	Designer White	Designer White
BKBK	Black	Black
FGFG	Fashion Grey	Fashion Grey
SGSG	Shadow	Shadow
DMGH	Slate Gray	Slate Gray
DZDZ	Desert Zephyr	Desert Zephyr
SLSL	Steel Mesh	Steel Mesh
GYGY	Grey Mesh	Grey Mesh
B4B4	Bleached Legno	Bleached Legno
NNNN	Neutral Twill	Neutral Twill
S8S8	Sarum Twill	Sarum Twill
BGBG	Brighton Walnut	Brighton Walnut
RHRH	River Cherry	River Cherry
BCBC	Biltmore Cherry	Biltmore Cherry
WCWC	Wild Cherry	Wild Cherry
KMKM	Kensington Maple	Kensington Maple

THERMAL FUSED LAMINATES (TFL)

GO Part #	TFL Laminate	PVC Trim
M-FGFG	Fashion Grey	Fashion Grey
M-WCWC	Wild Cherry	Wild Cherry
M-KMKM	Kensington Maple	Kensington Maple

FABRICS

GO Part #	Color Name
7A	Black
8Q	Azure
7C	Nickel
7J	Steel
7K	Navy
8R	Red Red Wine
7B	Grey
7G	Fire
D1	Aubergine
7D	Jodhpurs
D2	Lake
8M	Cocoa
8P	Zen
8S	Brick
8L	Galaxy

All Great Openings products are finished with a hybrid powder formula (epoxy and polyester), which ensures an exceptionally durable, consistent finish. Simply select from our 60 Standard Colors, Industry Favorites (viewed online) or Custom Colors.

72 Standard Colors

All at standard lead times and price. Standard colors are smooth except those identified as textured.

Allsteel

- 0217 Brilliant White
- 01A7 Champagne Metallic
- 0073 Cloud
- 0232 Driftwood
- 0231 Flint
- 0536 Loft
- 0683 Muslin
- 0345 Parchment
- 0166 Platinum Metallic
- 0239 Fossil

Herman Miller

- 0256 Black Umber
- 0257 Light Grey
- 0004 Medium Tone
- 0001 Dark Tone
- 0744 Metallic Champagne
- 0666 Silver Metallic
- 02L6 Soft White
- 0784 Warm Grey Neutral
- 03C6 White Textured Enhanced
- 0348 Innertone Light

Steelcase

- 0995 Arctic White Textured
- 0668 Black Textured
- 0044 Black
- 0998 Carbon Metallic Textured
- 0678 Fieldstone Textured
- 0722 Midnight Textured
- 02A4 Milk
- 0666 Platinum Metallic
- 0705 Sterling Metallic
- 0280 Warm White

Haworth

- 0159 Beige
- 02Z8 Cement Textured
- 0141 Chalk
- 0006 Charcoal
- 0547 Graphite
- 0205 Greytone
- 02Z9 Grout Textured
- 0112 Putty
- 02Y9 Silver Metallic
- 0131 Smoke

Knoll

- 0968 Beige Mist Metallic
- 02Z2 Bright White Smooth
- 02Z3 Bright White Textured
- 02Y7 Brown
- 0623 Folkstone Grey
- 0188 Medium Grey
- 02Y6 Medium Metallic Grey
- 0756 Sandstone
- 02X9 Silver Metallic
- 0030 Soft Grey

Teknion

- 02M0Arctic Textured
- 02X5 Espresso Textured
- 02M3Granite
- 02A3 Grey
- 02U2 Latte Textured
- 02M2Nevada
- 02X7 Platinum Metallic
- 02Z0 Satin Black
- 02X4 Silver Textured
- 02N0 Storm White Textured

Dwelling Color Palette

- 03Q9 Special Gray
- 03Q7 Bracing Blue
- 03Q8 Honest Blue
- 03Q0 Retreat
- 03Q1 Riverway
- 03P9 Independent Gold
- 03Q4 Jonquil
- 03P8 Garden Sage
- 03Q5 Emberglow
- 03Q3 Chamois
- 03Q3 Brandywine
- 03Q2 Antique Red

Industry Favorites (viewed online)

Visit www.greatopenings.com to find a comprehensive list of colors that are available for you to order just as though they were among our 60 Standard Colors.

- No added cost
- Standard lead-time
- No minimum order size
- Not necessary to exchange paint chip samples or to get your signed approval, as we already know we have a good match with the original manufacturer's color
- Simply send us your purchase order with the paint color name and number identified in this online list

- Great Openings will process your order, then send you an order acknowledgement
- Depending on paint cost and availability that is beyond our control, colors may be added or removed from this list of Industry Favorites

Please understand that color match is not a perfect science. While Great Openings uses the most sophisticated powder formula color match technology available, our greatest challenge remains the fact that the major manufacturers' colors tend to "drift" over time. Bright whites and silver metallics, in particular, are a challenge to match. For all practical purposes, in common artificial light as well as natural light, Great Openings' Industry Favorites will be an excellent match for our competitors' colors.

Custom Colors

When you need a color that's not included in our 60 Standard Colors or Industry Favorites, simply send us a paint chip and we'll get it matched. A special lead time or cost will likely be included, but we can almost certainly supply exactly the color you need.

- No minimum order size on Custom Colors
- Custom Color up-charge is applied on a per unit basis
- Minimum lead-time is 15 working days after we receive your written color approval
- We must receive a purchase order before exchanging custom color samples.

Here's how it works for custom colors:

1. Along with your purchase order, send us a 2" X 2" sample of your desired Custom Color (a metal chip is best, but often a laminate or paper sample will work).
2. We'll work with our paint suppliers to find a match, a process that typically takes 10 to 15 business days. Then we'll send a metal sample of our recommended paint color back to you, along with a sign-off sheet, total net up-charge and lead-time requirements.
3. You'll return the sign-off sheet, we'll send you an order acknowledgement and away we go!

Check our website for Custom Designer Colors a sampling of trending new custom colors!

Two-tone cabinets, with fronts painted a different color than the cabinet are available. Contact Sales for a quote.

Please note: Our objective is to order exactly the correct amount of paint for each order so that we can offer you the lowest possible price. For this reason, if you happen to order the same custom color again weeks, months, or years later, paint inventory will likely not exist and any additional costs will once again be charged per unit, no matter the order size.

LAMINATE PROGRAM

SEE PAGE 2 FOR COLORS, LAMINATES, FABRICS

Standard Laminates

Great Openings offers 16 standard HPL laminates and 3 standard TFL (thermal fused) laminates, all at standard price and lead time.

GO Part #	Laminate	Cross Reference Wilsonart®	3mm PVC Trim
DWDW	Designer White	D354-60	Designer White
BKBK	Black	1595-60	Black
FGFG	Fashion Grey	381-60	Fashion Grey
SGSG	Shadow	D96-60	Shadow
DMGH	Slate Grey	D91-60	Slate Grey
DZDZ	Desert Zephyr	4841-60	Desert Zephyr
SLSL	Steel Mesh	4879-38	Steel Mesh
GYGY	Grey Mesh	4877-38	Grey Mesh
B4B4	Bleached Legno	8845-58	Bleached Legno
NNNN	Neutral Twill	8826-58	Neutral Twill
S8S8	Sarum Twill	8827-58	Sarum Twill
BGBG	Brighton Walnut	7922K-07	Brighton Walnut
RHRH	River Cherry	7937-38	River Cherry
BCBC	Biltmore Cherry	7924K-07	Biltmore Cherry
WCWC	Wild Cherry	7054-60	Wild Cherry
KMKM	Kensington Maple	10776-60	Kensington Maple

THERMAL FUSED LAMINATES (TFL)

GO Part #	TFL Laminate	PVC Trim
M-FGFG	Fashion Grey	Fashion Grey
M-WCWC	Wild Cherry	Wild Cherry
M-KMKM	Kensington Maple	Kensington Maple

Industry Favorite Laminates

Additionally, find our Industry Favorite Laminates at greatopenings.com. This is a living document, updated periodically to include certain additional laminates currently available at a standard cost and lead time

Custom Laminates (including veneers)

When you need a laminate or edge band that's not included in our Standard or Industry Favorite Laminates, call Great Openings to request a special quote and lead-time. We have access to WilsonArt®, Formica®, Nevamar®, Pionite® and many more.

Please note that custom laminates or edges will require additional charges, lead-time, and minimum order quantities.

When it's time to place your custom laminate order, include the following information on your PO:

- name of your laminate and edge
- manufacturer names
- pattern names
- identification numbers

Custom laminates and edges cannot be changed or cancelled after the order has been confirmed by our Customer Service Department and an order acknowledgement has been sent.

Standard Work Surface Specifications:

Specifications for (HPL) high pressure laminate work surfaces, cabinet tops, and drawer fronts:

- Industrial grade particleboard, single-sided decorative laminate overlay
- High performance, high pressure laminate backer
- California Air Regulation Board Compliant to Phase 2. FSC Controlled Wood Status
- Water based, formaldehyde free, GREENGARD (registered sign) certified adhesive
- Finished thickness of horizontal application work surfaces is 1.25"
- Finished thickness of vertical application drawer fronts and doors is .75"
- Edge bands are 2mm or 3mm

Specifications for (HPL) high pressure doors:

- Identical to the specification shown above, except doors feature two-sided decorative high pressure laminate, so the appearance is identical inside and out.

Specifications for (TFL) thermal fused laminates for drawer fronts and doors:




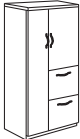
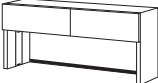
- TFL is a cost effective, durable product used on vertical services such as drawer fronts and doors. The laminate paper itself is identical to three of the laminates shown above and so can be matched with work surfaces.
- TFL offers the same abrasion resistance as High Pressure Laminate and slightly less impact resistance, therefore it's appropriate for use on drawer fronts and doors. Thermal Fused Laminates do not meet NEMA specification requirements, scratch resistance, or ball drop tests.
- Two-sided decorative high pressure laminate, so the appearance is identical inside and out.
- California Air Regulation Board Compliant to Phase 2. FSC Controlled Wood Status
- Finished thickness of TFL drawer fronts and doors is .75"
- Edge bands are 2mm or 3mm (identical to those used on HPL fronts)

SPECIALTY FRONTS & OPTIONS

SEE PAGE 2 FOR COLORS, LAMINATES, FABRICS

Products Available with Laminate Fronts

Any of the following Great Openings cabinets may be special-ordered to include factory-installed laminate fronts. Laminates may be one of Great Openings' standards or a special ordered laminate. Laminate wood grain is positioned vertically on all fronts, including tower doors. Laminate fronts must be specified to include any one of our loop pulls. UM Series locks are included as standard. When ordering more than 50 of any single laminate size, please call Sales for a quote.

	Notes	Product
	Cayenne drawer fronts are full width, and the lock is located in the bottom drawer.	Cayenne two drawer cabinet (any width)
	Pedestal drawer fronts and lock strip will be laminate. Cushion pedestals will not include a loop pull on the lock strip. Not available on 3" pencil drawers.	box/file pedestal file/file pedestal box/box/file pedestal
	Lateral drawer fronts and lock strip will be laminate.	Trace box/file lateral (any width) Trace 2-high lateral (any width) Trace 3-high lateral (any width) Trace 4-high lateral (any width) Trace 5-high lateral (any width) Trace 6-high lateral (any width)
	Laminate drawer and door fronts are full-width. The tower top and base are both visible from the front of the cabinet, and will be metal.	Cupboard wardrobe tower (any height)
	Hutch doors are full width and do not include loop pulls. Locks are concealed below the shelf.	Trace desk hutch doors (any width)

Additional mixed material front options

Most of Great Openings cabinets may also be ordered with special veneer fronts. Please contact the GO Sales Team for a quote.

Digital lock options

Many of Great Openings cabinets may also be ordered with individually keyed digital locks, programmable with either fixed or revolving (hoteling) codes. The lock's code can be from 4-8 digits in length. Codes are quickly and easily changed and operation is simple. Each lock comes with a programmable supervisor code that will override all user codes. If supervisor and user code are both lost, lock can be reset to factory default by entering a reset code. **Please contact the GO Sales Team for a quote.**

Custom Products

Towers and lockers specially-designed with a custom height, width, or depth may be available for sufficient quantities.

Fabrics:

Great Openings has graded programs with C.F. Stinson and Maharam, and fabric swatches may be ordered directly from them. Please check greatopenings.com for our current fabrics and grades.

For your convenience, we display fifteen C.F. Stinson New Hempstead fabrics in our finish card and price book, just to make it simple to pick a low texture, solid color, 100% polyester fabric. All of these “standard” fabrics are priced at GRADE 1.

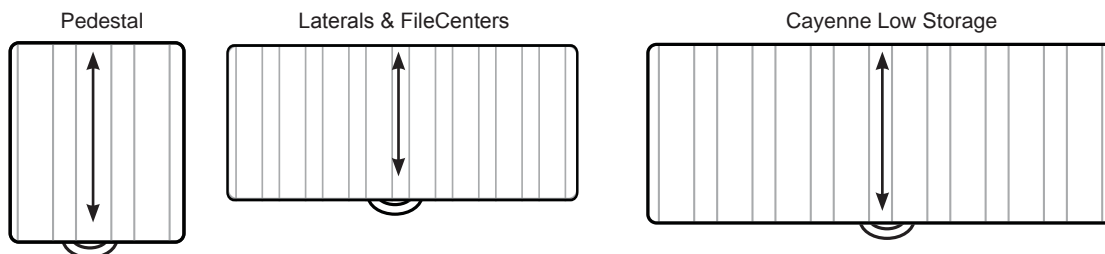
GO Part #	Fabric	C.F. Stinson
7A	Black	NH333 - New Hempstead
8Q	Azure	NH359 - New Hempstead
7C	Nickel	NH361 - New Hempstead
7J	Steel	NH366 - New Hempstead
7K	Navy	NH369 - New Hempstead
8R	Red Red Wine	NH389 - New Hempstead
7B	Grey	NH395 - New Hempstead
7G	Fire	NH406 - New Hempstead
D1	Aubergine	NH419 - New Hempstead
7D	Jodhpurs	NH420 - New Hempstead
D2	Lake	NH423 - New Hempstead
8M	Cocoa	NH424 - New Hempstead
8P	Zen	NH425 - New Hempstead
8S	Brick	NH434 - New Hempstead
8L	Galaxy	NH509 - New Hempstead

For memo samples, contact C.F. Stinson at 800-841-6279 or see www.cfstinson.com.

Fabric Specifications:

- Contents..... 100% polyester
- Finish..... Soil and stain protective finish
- Abrasion Resistance (astm d-4157)..... Exceeds 100,000 (Bryant Park), 800,000 (New Hempstead), and 1,000,000 (Ace) double rubs (heavy duty Wyzenbeek Method)
- Color Fastness - Light (aatcc-16)..... 40 hours class 4 minutes (New Hempstead), and 5 minutes (Bryant Park and Ace)
- Crocking (aatcc-8)..... (dry) class 4.5 minutes (wet) class 4.5 minutes
- Flammability:
- Calif. 191-53 Tech. Bulletin 117, Section E..... Passes
- UFAC and BIFMA..... Class 1
- Cleaning (w-s)..... Professional service is recommended or use water-based agents

Unless otherwise specified, the fabric grain on all cushions will be applied "front-to-back" as shown below.



ORDERING COM FABRICS

HOW TO SPECIFY COM FABRIC ON YOUR PURCHASE ORDER:

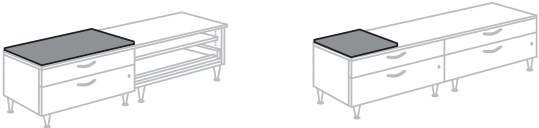



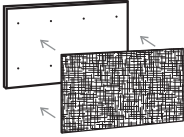


Calculate the yards of fabric needed using the chart below. If ordering more than 10 identical units, call for fabric requirements

Clearly label your fabric package with:

- Purchase order #
- Dealer name
- Fabric description
- Yardage quantity enclosed







Please note: Lead-time for COM fabric orders starts after Great Openings receives the Fabric. Great Openings reserves the right to refuse to apply any COM fabric that we deem insufficient quality for production or user application. Our standard warranty does not apply to COM fabric-covered items.

Send the fabric to:
Great Openings (Fabric), 902 East Fourth St., Ludington, MI 49431

Product	Required Yardage
 <p>Cayenne Cushion</p>	<p>Required for 54" or 66" fabric</p> <ul style="list-style-type: none"> 12" wide cushion (1/2 linear yard) 18" wide cushion (2/3 linear yard) 30" wide cushion (1 linear yard) 36" wide cushion (1-1/4 linear yards) 42" wide cushion (1-1/3 linear yards)
 <p>Cushion FileCenter Cushion Pedestal Molly</p>	<p>Required for 54" or 66" fabric</p> <p>1 linear yard per unit</p>
 <p>Chester Lester Slim</p>	<p>Required for 54" or 66" fabric</p> <ul style="list-style-type: none"> Chester (3/4 linear yard per unit) Lester (1/2 linear yard per unit) Slim (2/3 linear yard per unit)
 <p>Trace Box/File Lateral Cushions</p>	<p>Required for 54" or 66" fabric</p> <ul style="list-style-type: none"> • 30", 36", and 42" wide laterals (3/4 linear yard)
 <p>Wall-Mounted Tack Board - Horizontal Bracket</p>	<p>Required for 54" or 66" fabric</p> <ul style="list-style-type: none"> • 24" wide tack board requires 36" fabric (1 linear yard) • 30" wide tack board requires 36" fabric (1 linear yard) • 36" wide tack board requires 42" fabric (1-1/2 linear yards) • 42" wide tack board requires 48" fabric (1-1/2 linear yards) • 48" wide tack board requires 54" fabric (1-1/2 linear yards) • 54" wide tack board requires 66" fabric (2 linear yards) • 60" wide tack board requires 66" fabric (2 linear yards)
 <p>Desk Hutch Transaction Counter</p>	<p>Required for 54" or 66" fabric</p> <ul style="list-style-type: none"> • 36" wide tack board requires 42" fabric (1-1/2 linear yard) • 42" wide tack board requires 48" fabric (1-1/2 linear yards) • 48" wide tack board requires 54" fabric (1-1/2 linear yards) • 54" wide tack board requires 66" fabric (2 linear yards) • 60" wide tack board requires 66" fabric (2 linear yards) • 66" wide tack board requires 72" fabric (2 linear yards) • 72" wide tack board requires 77" fabric (2-1/2 linear yards)
 <p>Rectangle Screen Scalloped-Shaped Screen</p>	<p>Required for 54" or 66" fabric</p> <ul style="list-style-type: none"> • 23" wide screen requires 29" fabric (1 linear yard) • 29" wide screen requires 35" fabric (1 linear yard) • 35" wide screen requires 41" fabric (1-1/2 linear yards) • 41" wide screen requires 47" fabric (1-1/2 linear yards) • 47" wide screen requires 53" fabric (1-1/2 linear yards) • 59" wide screen requires 65" fabric (2 linear yards) • 65" wide screen requires 71" fabric (2 linear yards) • 71" wide screen requires 77" fabric (2-1/2 linear yards)
<p>The scalloped-shaped screens require the same amount of fabric as the rectangular screens. The 20-3/4" and 12" screen height dimension will be taken from the width of the cloth.</p>	

LOCK PROGRAM

SEE PAGE 2 FOR COLORS, LAMINATES, FABRICS

	UM (our standard lock)	LL	SL	ML	HW	K
						
	Black Patent	Satin Nickel, Scalloped	Grey Scalloped	Grey Scalloped	Satin Nickel, Scalloped	Black Patent
Compatible with which other Manufacturers?	Herman Miller	None	Haworth SL (Not Available on TRACE Hutch)	Haworth ML (Not Available on TRACE Hutch)	Haworth HW	Knoll Series
Interchangeable with other manufacturers' locks?	Interchangeable key and core	N/A	Interchangeable key and core	Interchangeable key and core	N/A	You cannot interchange K Series cores between Great Openings and Knoll products, but our "K" keys will operate Knoll's "K" locks, and vice versa
Description	As standard, all GO products are shipped with a randomly-assigned UM lock, which is black, master-keyed, and core removable	The LL lock is master-keyed and core removable	There is no Master Key available for SL locks	Great Openings does not offer the Haworth ML series lock, but Haworth's ML lock cores will operate in our SL Lock mechanism. Order the SL lock and then replace the cores and keys with ML in the field. It is the dealer's responsibility to source and provide the ML cores and keys.	Great Openings does not offer the Haworth HW series lock, but Haworth's HW lock cores will operate in our LL Lock mechanism. Order the LL lock and then replace the cores and keys with HW in the field. It is the dealer's responsibility to source and provide the HW cores and keys.	Our K Series cores and keys will operate the Knoll K Series locks. Order the UM Series lock and then replace the cores and keys with K Series in the field. We support a key range of K-001 through K-100; should you require numbers K-101 through K-250, please contact Customer Service.
How to order	No special instructions are needed No extra charge	You must clearly specify "LL Series Locks" on your purchase order No extra charge	You must clearly specify "Haworth SL Series Locks" on your purchase order No extra charge	You must clearly specify "Haworth SL Series Locks" on your purchase order No extra charge	You must clearly specify "LL Series Locks" on your purchase order No extra charge	When ordering the product, no need for special ordering instructions; GO products ship as standard with UM locks You must also order K Series cores and keys separately, either random or with specified key codes No extra charge
Key # range	226 to 425 (408 & 412 not available)	226 to 325	1 to 300	N/A	N/A	1 to 250
When shipped....	UM core and key are randomly assigned	LL core and key are randomly assigned	SL core and key are randomly assigned	SL core and key are randomly assigned	LL core and key are randomly assigned	Products are shipped with UM Series lock housing, cores and keys
Key alike service available? (cores and keys will ship separately)	Yes, no charge Specify the desired key sequence on your PO, or specify "random"	Yes, no charge Specify the desired key sequence on your PO, or specify "random"	Yes, no charge Specify the desired key sequence on your PO, or specify "random"	No	No	Yes, no charge Specify the desired key sequence on your PO, or specify "random"
At installation....	No extra steps are needed	No extra steps are needed	No extra steps are needed	Remove and dispose of the SL cores and keys, then replace with ML cores and keys	Remove and dispose of the LL cores and keys, then replace with HW cores and keys	Remove and dispose of the UM Series cores and keys, then replace with K Series cores and keys

Key-Alike Process and Charges:

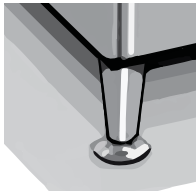
- Your key-alike request can be ordered on the original purchase order or under separate cover.
- Key-alike requests for the UM, SL, LL and K Series locks are processed at no charge as long as the quantity of key/core sets match the quantity of cabinets.
- When including the UM, SL, and LL Series locks, products will be shipped with randomly assigned cores/keys. Your key-alike requests for all lock series will be shipped separately and labeled to allow for easy change-out in the field, after the product is installed.
- A core-removal key is provided at no charge with each key-alike request.
- Additional keys, cores, master keys, and core keys may be purchased separately. The cost is \$3 net per item, plus \$15 net for shipping costs.

CAYENNE FAQs

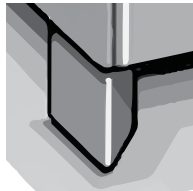
SEE PAGE 2 FOR COLORS, LAMINATES, FABRICS

Cayenne is engineered to perform.

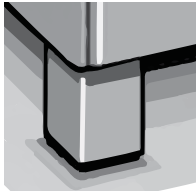
You can be assured that every cabinet and every component is built with Great Opening's signature attention to detail.



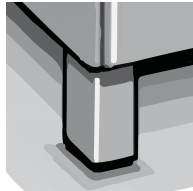
S: Round



T: Triangle



A: Square



R: Rectangle

Go ahead, load them up.

These drawers are solidly constructed and ready to take on the pack rat in all of us.



Features

- Four attractive cabinet leg styles with matching desk legs.
- A vertical wire management corridor is located inside the center back. To allow for access to this channel, order a metal or laminate top with grommet. The wires drop from top-to-bottom and then are routed as needed beneath the cabinet.
- All drawers and roll-out shelves include full extension steel ball-bearing slides with anti-rebound features to ensure smooth operation.
- Drawer fronts and lateral tops are mechanically fastened and removable to maximize design flexibility.
- File drawer bins are 11-3/8" in height, with full-height side panels.
- Two file bars are included in each file drawer, for side-to-side filing.

Options and Accessories

- Low Storage Cabinets may be ordered with metal top, laminate top, or no-top. The no-top option should be used when ganging two cabinets side-by-side with a common laminate top.
- Removable cushions with non-slip backing are available in eight sizes.
- Double-walled drawer fronts are available for improved sound deadening, and are sold as accessories. A custom-cut closed polyester foam material is adhered to the inside of each drawer front.
- Felt drawer lining for soft-touch storage and sound/vibration absorption is available for Cayenne drawers. The felt is 1/8" thick and available for 30", 36", and 42" lateral drawer bins.
- Metal drawer dividers, for use in Cayenne 6" lateral drawer bins, are sold in packages of four dividers. These dividers may be installed with and without felt drawer liners.

Lock Systems

- Cayenne products come standard with randomly-assigned UM Series locks (#226-425), which are black faced, master-keyed, and core removable.
- Locks may be keyed alike in the field.
- Other key series are available, including Haworth SL, Bright Nickel LL, and Knoll K. Please see our specification guide in the front of this book for details.
- For Two Drawer Low Storage Cabinets, the locking system captures the right hand side of both drawers. A safety interlock mechanism is included, allowing only one drawer to open at a time.

Drawer Load Capacity

For 6" and 12" lateral drawers and rollout shelves:

- 30" drawers: 125 lbs
- 36" drawers: 125 lbs
- 42" drawers: 125 lbs

For adjustable shelves:

- 30" shelves: 136 lbs
- 36" shelves: 136 lbs
- 42" shelves: 136 lbs

Construction

- All Great Openings products meet or exceed applicable ANSI-BIFMA standards for safety and durability.
- A lifetime warranty ensures long lasting performance and after-sale support.
- Welded steel frame construction and formed channels ensure strength.
- Reinforced vertical and horizontal channels ensure dimensional stability.
- A safety interlock mechanism is included, allowing only one drawer to open at a time.
- Counterweight is included as standard in Two Drawer cabinets and Rollout Shelf cabinets. Low Storage cabinets that do not include rollout drawers or shelves do not need counterweight.
- Laminate tops are 5/8" thick, with 3mm edge band.



Metal Gauge

- For Low Storage Cabinets, bottom channels are 16 gauge, top channels and shelves are 18 gauge, side channels, side panels, top, fronts and drawer bins are 20 gauge.
- For Cayenne Towers, side channels are 20 gauge, side and back panels are 21 gauge, bottom pans and shelves are 18 gauge, tops are 21 gauge and doors are 20 gauge.

Inner Dimensions: Cayenne Two Drawer Storage Cabinet

- Inside clear drawer bin heights: 6" bin: 4.54" (bin sides themselves are 4.24"), 12" bin: 10.86" (bin sides themselves are 9.18")
- Inside clear drawer bins depths: 15.94"
- Inside clear drawer bin widths: 30" bin: 26.70", 36" bin: 32.70", 42" bin: 38.70"

Inner Dimensions: Cayenne Open Shelf Cabinet

- Inside clear height without .75" adjustable shelf: 16.39"
- Inside clear depth: 19.00"
- Inside clear width: 30" cab: 28.55", 36" cab: 34.55", 42" cab: 40.55"

Inner Dimensions: Cayenne Rollout Shelf Cabinet

- Inside clear height from top of rollout shelf without .75" adjustable shelf: 16.04"
- Inside clear depth: 15.50"
- Inside clear width: 30" cab: 26.73", 36" cab: 32.73", 42" cab: 38.73"

Inner Dimensions: Cayenne Lockers:

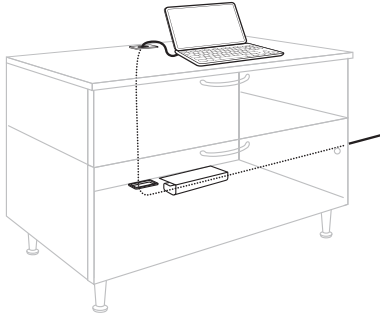
- 12" wide lockers with coat rod: inside clear dimensions are 33.18"h x 19.16"d x 9.87"w
- 12" wide lockers with shelves: inside clear dimensions are 35.63"h x 19.16"d x 9.87"w
- 18" wide lockers: the coat closet section inside, clear dimensions are 33.18"h x 19.16"d x 4.60"w
- The shelf section minus shelves, inside clear dimensions are 35.64"h x 19.16"d x 10.57"w

CAYENNE WIRE MANAGEMENT

SEE PAGE 2 FOR COLORS, LAMINATES, FABRICS

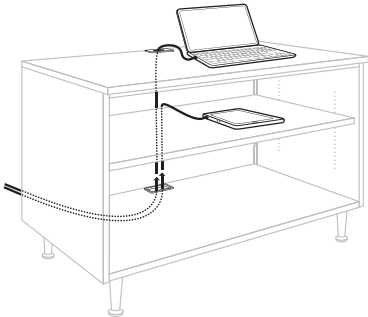
Each of the three Cayenne Low Storage Cabinets include an internal corridor for wire management. The corridor runs vertically down the back center of the cabinet. Access depends on the cabinet design (as shown below). In three of the cabinet designs the wires may also be accessed from within the cabinet so that tablets, laptops, or phones may be safely stored and charged.

In all three of the cabinet designs it is possible to see the length of the wires at all times. The corridor may be made accessible from the top of the cabinet simply by ordering a grommet in the metal or laminate top.



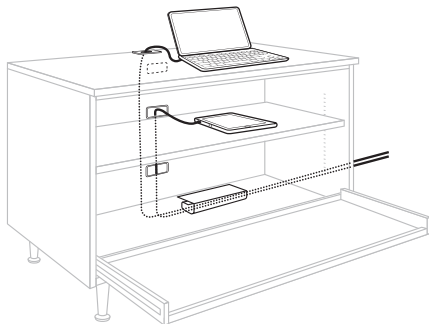
Low Storage Two Drawer

Wire corridor is accessible only from the top and the bottom. Wires may not be accessed from within the cabinet.



Low Storage Open Shelves

Wire corridor is accessible from the top and bottom as well as inside the cabinet. The wires simply drop down the back center of the inside of the case or come up from underneath and tuck behind the adjustable shelf. Wires are fully visible inside the cabinet though may be partially covered by the contents of the shelf.



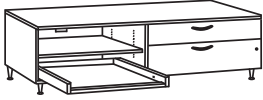
Low Storage Rollout Shelf

Wire corridor is accessible from the top and bottom as well as inside the cabinet via three internal grommets.

CAYENNE TYPICAL CONFIGURATIONS

SEE PAGE 2 FOR COLORS, LAMINATES, FABRICS

Cayenne Typical 1 Customized Credenza

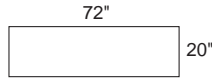


Overall Footprint: 20" deep x 72" wide

Our most common credenzas may be ordered using a single part number. See "Credenzas" in the "storage and accessories" section.

Included Elements

- (1) 20" x 72" common top for Cayenne low storage, no grommets
- (1) 36" w x 20" d low storage, rollout shelf, round legs, no-top
- (1) 36" w x 20" d low storage, two drawer, round legs, no-top
- (1) credenza center leg support

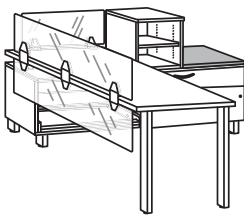


Part

Part #	Price
CYN 2072 ???? ?	\$519
M-LRT R4M5 S ???? NT	\$1,042
M-LRU ? R4L7 S ???? NT	\$1,079
CYPX 0050	\$69

Total List Price: \$2,709

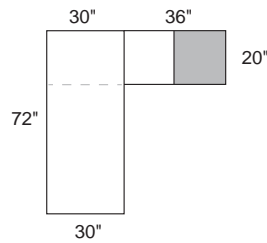
Cayenne Typical 2



Overall Footprint: 72" deep x 66" wide

Included Elements

- (1) 20" x 66" common top for Cayenne low storage, no grommets
- (1) 30" w x 20" d low storage, rollout shelf, rectangular legs, no-top
- (1) 36" w x 20" d low storage, two drawer, rectangular legs, no-top
- (1) 18" w x 20" d stack-on cabinet, laminate top
- (1) credenza center leg support
- (1) felt drawer liner pkg of 1, 36" wide
- (1) 18" w x 20" d cushion for Cayenne low storage
- (1) 30" w x 72" work surface top, no grommets
- (1) desk legs, rectangular, pkg of 2
- (1) floating top support legs, one set
- (1) acrylic privacy screen, 60" w
- (1) acrylic modesty panel, 60" w
- (1) acrylic privacy screen, 30" w

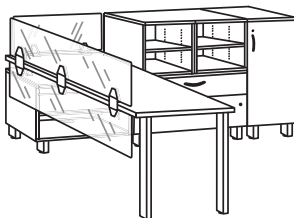


Part

Part #	Price
CYN 2066 ???? ?	\$451
M-LRT R3M5 R ???? NT	\$979
M-LRU ? R4L7 R ???? NT	\$1,079
M-LROS Z5P9 LT ???? ???? ?	\$863
CYPX 0050	\$69
FLT 0136	\$35
NSLP 2018 ???? ?	\$206
WS 3072 ???? ?	\$663
TDR 02	\$280
FLTS	\$105
ACR1160 F	\$690
ACR1160	\$680
ACR1130 F	\$333

Total List Price: \$6,433

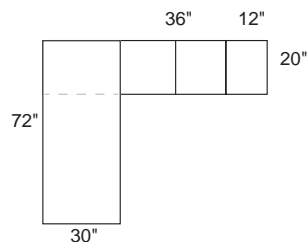
Cayenne Typical 3



Overall Footprint: 72" deep x 78" wide

Included Elements

- (1) credenza: (1) 36" two drw & (1) 30" open shelf, rect. legs, lam. top
- (2) 18" w x 20" d stack-on cabinet, no top
- (1) 12" w x 41 1/2" h tower, two shelves, hinge right, laminate top
- (1) 36" w x 20" d common laminate top for two stack-on cabinets
- (1) 30" d x 72" w work surface top, no grommets
- (1) desk legs, rectangular, pkg 2
- (1) floating top support legs, one pair
- (1) acrylic privacy screen, 60" w
- (1) acrylic modesty panel, 60" w
- (1) acrylic privacy screen, 30" w



Part

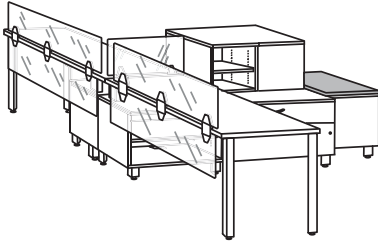
Part #	Price
LRU ? Z307 R ???? ???? ?	\$2,320
M-LROS Z5P9 ???? ???? NT	\$1,280
RCU ? U5L9 R ???? ???? ?	\$1,789
CYN 2036 ???? ?	\$360
WS 3072 ???? ?	\$663
TDR 02	\$280
FLTS	\$105
ACR 1160 F	\$690
ACR 1160	\$680
ACR 1130 F	\$333

Total List Price: \$8,500

CAYENNE TYPICAL CONFIGURATIONS

SEE PAGE 2 FOR COLORS, LAMINATES, FABRICS

Cayenne Typical 4

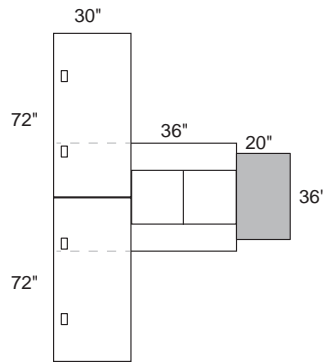


Overall Footprint: 144" deep x 86" wide

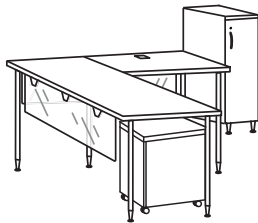
Included Elements

- (2) 30" x 72" work surface top, with grommets
- (1) desk legs, square, pkg 4
- (2) floating top support, one pair
- (2) 30" low storage, open shelf cabinet, square legs, no top
- (2) 36" low storage, two drawer, square legs, no top
- (2) 66" common laminate top (for side-by-side low storage cabinets)
- (2) 18" w x 20" d stack-on cabinet, no top
- (1) 36" common laminate top (for side-by-side stack-on cabinets)
- (1) 36" low storage, rollout shelf, square legs, no grommet, laminate top
- (1) 36" cushion
- (2) acrylic privacy screen, 60" w
- (2) acrylic modesty panel, 60" w
- (1) acrylic privacy screen, 30" w

Part #	Price
WS 3072 ??? G	\$1,322
TDA04	\$560
FLTS	\$210
M-LRO S R3L8 A ??? NT	\$1,630
M-LRU ? R4L7 A ??? NT	\$2,158
CYN 2066 ???	\$902
M-LRO S Z5P9 ??? NT	\$1,280
CYN 2036 ???	\$360
M-LRT R4M5 A ??? ??? N	\$1,423
NSLP 2036 ???	\$345
ACR 1160 F	\$1,380
ACR 1160	\$1,360
ACR 1130 F	\$333
Total List Price:	\$13,263



Cayenne Typical 5

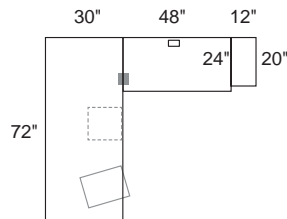


Overall Footprint: 72" deep x 90" wide

Included Elements

- (1) 30" x 72" work surface top, no grommets
- (1) 24" x 48" work surface, with grommet
- (1) desk legs, round, pkg 4
- (1) desk legs, round, pkg 2
- (1) splice plate, pkg of 2
- (1) personal drawer
- (1) 12" w x 41 1/2" h tower, two shelves, hinge right, metal top
- (1) cushion mobile pedestal, black casters, box/file, 18 7/8" dp
- (1) acrylic modesty panel, 60"
- (1) acrylic modesty panel, 66"

Part #	Price
WS 3072 ???	\$663
WS 2448 ??? G	\$471
TDS04	\$560
TDS02	\$280
GSP 02K	\$40
NFC 7657 889	\$204
RCU ? U5L9 ???	\$1,466
U ? 1403 ??? ??? N	\$758
ACR 1160	\$680
ACR 1166	\$735
Total List Price:	\$5,857



SEE PAGE 2 FOR COLORS, LAMINATES, FABRICS

Low Storage, Two Drawer



w/Grommet



w/o Grommet

- Includes one 6" drawer and one 12" file drawer, both with full extension slides
- Includes wire management corridor running vertically down inside back center. To access corridor, order grommet in either metal or laminate top
- Includes safety interlock, allowing just one drawer to open at a time
- Choose from four leg options, all 3" high
- Includes counterweight
- Lock captures the right side of both drawer bins
- When ganging two cabinets together, order no-top units and a common laminate top with ganging kit
- Leveling glides allow for 1/2" adjustment

H	D	W	Top	Pkg Wt	Pkg Cube	Part #	Front	Part #	Leg Style	Color #	Lam/Edge #	Grommet Y=G N= *	Price
22-1/4	20	30	metal	125 lb	8.3 ft	M-LRU	?	R3L7	?	????		?	\$1,061
22-1/4	20	36	metal	145 lb	9.8 ft	M-LRU	?	R4L7	?	????		?	\$1,129
22-1/4	20	42	metal	165 lb	11.3 ft	M-LRU	?	U8L7	?	????		?	\$1,241
22-1/4	20	30	lam.	126 lb	8.3 ft	M-LRU	?	R3L7	?	????	????	?	\$1,373
22-1/4	20	36	lam.	146 lb	9.8 ft	M-LRU	?	R4L7	?	????	????	?	\$1,461
22-1/4	20	42	lam.	166 lb	11.3 ft	M-LRU	?	U8L7	?	????	????	?	\$1,607
21-5/8	20	30	none	118 lb	8.3 ft	M-LRU	?	R3L7	?	????	NT		\$1,015
21-5/8	20	36	none	137 lb	9.8 ft	M-LRU	?	R4L7	?	????	NT		\$1,079
21-5/8	20	42	none	155 lb	11.3 ft	M-LRU	?	U8L7	?	????	NT		\$1,187

Available Fronts | A | | Q | S | Y

- Leg Options**
 S: Round
 T: Triangle
 A: Square
 R: Rectangle

Low Storage, Open Shelves



w/Grommet



w/o Grommet

- Includes one adjustable shelf
- Includes wire management corridor running vertically down inside back center. To access corridor from above, order grommet in either metal or laminate top
- Wires are accessible from inside the cabinet and tuck behind the adjustable shelf
- This unit does not include a false back
- Choose from four leg options, all 3" high
- No counterweight is needed
- When ganging two cabinets together, order no-top units and also a common laminate top with ganging kit
- Leveling glides allow for 1/2" adjustment

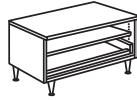
H	D	W	Top	Pkg Wt	Pkg Cube	Part #	Leg Style	Color #	Lam/Edge #	Grommet Y=G N= *	Price
22-1/4	20	18	metal	49 lb	5.4 ft	M-LROS Z5P5	?	????		?	\$825
22-1/4	20	30	metal	63 lb	8.3 ft	M-LROS R3L8	?	????		?	\$861
22-1/4	20	36	metal	70 lb	9.8 ft	M-LROS R4L8	?	????		?	\$916
22-1/4	20	42	metal	77 lb	11.3 ft	M-LROS U8L8	?	????		?	\$1,008
22-1/4	20	18	lam.	51 lb	5.4 ft	M-LROS Z5P5	?	????	????	?	\$1,123
22-1/4	20	30	lam.	64 lb	8.3 ft	M-LROS R3L8	?	????	????	?	\$1,173
22-1/4	20	36	lam.	71 lb	9.8 ft	M-LROS R4L8	?	????	????	?	\$1,248
22-1/4	20	42	lam.	78 lb	11.3 ft	M-LROS U8L8	?	????	????	?	\$1,376
21-5/8	20	18	none	46 lb	5.4 ft	M-LROS Z5P5	?	????	NT		\$780
21-5/8	20	30	none	57 lb	8.3 ft	M-LROS R3L8	?	????	NT		\$815
21-5/8	20	36	none	63 lb	9.8 ft	M-LROS R4L8	?	????	NT		\$867
21-5/8	20	42	none	68 lb	11.3 ft	M-LROS U8L8	?	????	NT		\$954

- Leg Options**
 S: Round
 T: Triangle
 A: Square
 R: Rectangle

Low Storage, Rollout Shelf



w/Grommet



w/o Grommet

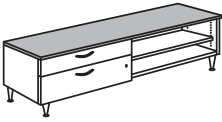
- Includes one adjustable shelf
- Binder height storage is available on the bottom rollout shelf
- Includes wire management corridor running vertically down inside back center. To access corridor from above, order grommet in either metal or laminate top
- Wires are accessible from inside the cabinet via three grommets
- The full length of wires are visible from top and bottom of cabinet and via three inside grommets
- Choose from four leg options, all 3" high
- Includes counterweight
- When ganging two cabinets together, order no-top units and also a common laminate top with ganging kit
- Leveling glides allow for 1/2" adjustment

H	D	W	Top	Pkg Wt	Pkg Cube	Part #	Leg Style	Color #	Lam/Edge #	Grommet Y=G N= *	Price
22-1/4	20	30	metal	116 lb	8.3 ft	M-LRT R3M5	?	????		?	\$1,026
22-1/4	20	36	metal	123 lb	9.8 ft	M-LRT R4M5	?	????		?	\$1,091
22-1/4	20	42	metal	130 lb	11.3 ft	M-LRT U8M5	?	????		?	\$1,200
22-1/4	20	30	lam.	117 lb	8.3 ft	M-LRT R3M5	?	????	????	?	\$1,338
22-1/4	20	36	lam.	124 lb	9.8 ft	M-LRT R4M5	?	????	????	?	\$1,423
22-1/4	20	42	lam.	131 lb	11.3 ft	M-LRT U8M5	?	????	????	?	\$1,565
21-5/8	20	30	none	109 lb	8.3 ft	M-LRT R3M5	?	????	NT		\$979
21-5/8	20	36	none	115 lb	9.8 ft	M-LRT R4M5	?	????	NT		\$1,042
21-5/8	20	42	none	120 lb	11.3 ft	M-LRT U8M5	?	????	NT		\$1,146

- Leg Options**
 S: Round
 T: Triangle
 A: Square
 R: Rectangle

SEE PAGE 2 FOR COLORS, LAMINATES, FABRICS

Credenza



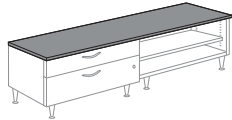
- Selected storage cabinets are pre-configured into credenzas so you may order them using a single part number
- Each credenza includes:
 - 2 low storage cabinets
 - 1 common laminate top with ganging kit
 - 1 credenza center leg support (total of 5 legs)
- Credenzas must be assembled in the field
- Cabinets are unhandled so may be configured on left or right side or facing opposite directions
- To access the wire management corridors in either cabinet, laminate tops may be special ordered to include grommets. Call Sales for a quote.

H	D	W	Description	Pkg Wt	Pkg Cube	Part #	Front Style	Part #	Leg Style	Metal Color	Lami/Edge #	Price
22-1/4	20	48	(1) 30" two drawer & (1) 18" open shelf	175 lb	13.6 ft	LRU ?	Z1N9	?	????	????		\$2,156
22-1/4	20	54	(1) 36" two drawer & (1) 18" open shelf	190 lb	15.1 ft	LRU ?	Z201	?	????	????		\$2,225
22-1/4	20	60	(1) 30" two drawer & (1) 30" open shelf	195 lb	16.6 ft	LRU ?	S705	?	????	????		\$2,251
22-1/4	20	60	(1) 42" two drawer & (1) 18" open shelf	215 lb	16.6 ft	LRU ?	S702	?	????	????		\$2,388
22-1/4	20	66	(1) 36" two drawer & (1) 30" two drawer	272 lb	18.1 ft	LRU ?	Z303	?	????	????		\$2,520
22-1/4	20	66	(1) 30" two drawer & (1) 36" open shelf	197 lb	18.1 ft	LRU ?	Z306	?	????	????		\$2,308
22-1/4	20	66	(1) 36" two drawer & (1) 30" open shelf	210 lb	18.1 ft	LRU ?	Z307	?	????	????		\$2,320
22-1/4	20	72	(1) 36" two drawer & (1) 36" two drawer	292 lb	19.6 ft	LRU ?	S808	?	????	????		\$2,653
22-1/4	20	72	(1) 36" two drawer & (1) 36" open shelf	217 lb	19.6 ft	LRU ?	S809	?	????	????		\$2,440
22-1/4	20	72	(1) 42" two drawer & (1) 30" two drawer	292 lb	19.6 ft	LRU ?	S8P1	?	????	????		\$2,696
22-1/4	20	72	(1) 30" two drawer & (1) 42" open shelf	204 lb	19.6 ft	LRU ?	S8P2	?	????	????		\$2,462
22-1/4	20	72	(1) 42" two drawer & (1) 30" open shelf	230 lb	19.6 ft	LRU ?	S8P3	?	????	????		\$2,496

Leg Options
 S: Round
 T: Triangle
 A: Square
 R: Rectangle

Available Fronts | A | B | C | D | E | F | G | H | I | J | K | L | M | N | O | P | Q | S | Y

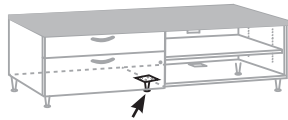
Common Tops with Ganging Kit



- Create your own credenza by ordering any two Cayenne Low Storage cabinets with the appropriate common top
- Laminate top is 5/8" thick and includes pre-drilled holes for easy assembly
- Order two no-top Cayenne cabinets to be assembled with common top in the field
- Includes ganging kit for bolting two Low Storage Cabinets together
- Common tops do not include grommets
- If grommets are needed in common tops to access wire management corridors, call for quote to special order

D	W	Lam. Tops for 2 Cabinets	Pkg Wt	Pkg Cube	Part #	Lami/Edge #	Price
20	30	(1) 18" stack-on (1) 12" tower	21 lb	.43 ft	CYN 2030	????	\$343
20	36	(2) 18" cabinets or stack-ons	25 lb	.52 ft	CYN 2036	????	\$360
20	48	(1) 30" (1) 18" cabinets	34 lb	.69 ft	CYN 2048	????	\$388
20	54	(1) 36" (1) 18" cabinets	38 lb	.78 ft	CYN 2054	????	\$438
20	60	(1) 42" (1) 18" cabinets	42 lb	.87 ft	CYN 2060	????	\$446
20	60	(2) 30" cabinets	22 lb	.7 ft	CYN 2060	????	\$446
20	66	(1) 30" (1) 36" cabinets	24 lb	.8 ft	CYN 2066	????	\$451
20	72	(2) 36" cabinets	26 lb	.9 ft	CYN 2072	????	\$519
20	72	(1) 30" & (1) 42" cabinets	26 lb	.9 ft	CYN 2072	????	\$519
20	78	(1) 36" & (1) 42" cabinets	28 lb	1.0 ft	CYN 2078	????	\$545
20	84	(2) 42" cabinets	30 lb	1.0 ft	CYN 2084	????	\$571

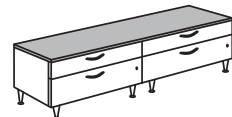
Credenza Center Leg Support



- Create your own credenza by ordering any two Cayenne Low Storage cabinets and then using this Credenza Center Leg Support to:
 - Gang the two cabinets tightly together, side-by-side
 - Eliminate the four legs in the center and replace them with this single support leg
- Must be used in conjunction with a common laminate top (shown above)
- Support leg sits in the center, front-to-back, so it's not visible to users
- Support leg is always round, regardless of the cabinet leg style
- Kit includes splice plate, round center leg, fasteners and instructions

Description	Pkg Wt	Pkg Cube	Part #	Price
One splice plate with center leg	2.5 lb	.16 ft	CYPX 0050K	\$69

Cayenne Ganging Kit

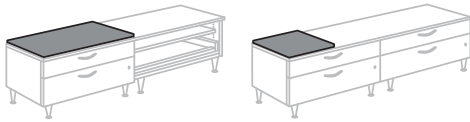


- When sourcing your own Cayenne Low Storage laminate top, use this kit to gang the cabinets together
- Ganging kit includes splice plate, fasteners, and instructions
- Does not include center leg support

Description	Pkg Wt	Pkg Cube	Part #	Price
Kit to gang Cayenne cabinets together	1 lb	.2 ft	CSP 01K	\$45

SEE PAGE 2 FOR COLORS, LAMINATES, FABRICS

Cushion



- Foam cushion is 1" thick
- Includes rubber anti-skid material on bottom
- May be used on either laminate or metal top Cayenne Low Storage
- Order any standard GO fabric, or COM
- Unless otherwise specified, the fabric grain on all cushions will be applied "front-to-back"

H	D	W	Pkg Wt	Pkg Cube	Part #	Fabric #	GR 1 Price	GR 2 Price	GR 3 Price	GR 4 Price	GR 5 Price	COM Price
1	20	12	4 lb	1.2 ft	NSLP 2012	????	\$173	\$255	\$287	\$320	\$347	\$168
1	20	18	4 lb	1.3 ft	NSLP 2018	????	\$206	\$288	\$320	\$353	\$380	\$201
1	20	30	5 lb	1.5 ft	NSLP 2030	????	\$303	\$420	\$466	\$513	\$551	\$298
1	20	36	6 lb	1.5 ft	NSLP 2036	????	\$345	\$497	\$557	\$618	\$667	\$340
1	20	42	6 lb	1.6 ft	NSLP 2042	????	\$393	\$545	\$605	\$666	\$715	\$388

In February, 2017 GO began a graded fabric program. The 15 "standard" fabrics shown on our finish card, and many more fabrics from Stinson and Maharam, are now priced as GRADE 1. See greatopenings.com for details.

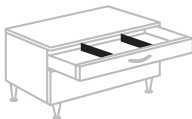
Felt Drawer Liner



- 1/8" thick felt material is precision cut to fit inside any Cayenne or Trace lateral file drawer
- Felt is grey in color

D	W	Description	Pkg Wt	Pkg Cube	Part #	Price
16	26-1/2	Pkg of 1 liner, 30" drw	4 lb	1.2 ft	FLT 0130	\$35
16	32-1/2	Pkg of 1 liner, 36" drw	4 lb	1.2 ft	FLT 0136	\$35
16	38-1/2	Pkg of 1 liner, 42" drw	4 lb	1.2 ft	FLT 0142	\$35
16	26-1/2	Pkg of 5 liners, 30" drw	20 lb	1.6 ft	FLT 0530	\$148
16	32-1/2	Pkg of 5 liners, 36" drw	20 lb	1.6 ft	FLT 0536	\$148
16	38-1/2	Pkg of 5 liners, 42" drw	20 lb	1.6 ft	FLT 0542	\$148

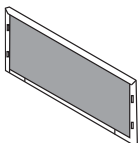
Magnetic Drawer Dividers - 6" Drawer



- Dividers fit inside 6" lateral drawer bins to create sectioned drawer space
- 16" depth divider fits front-to-back in drawer bin, painted black
- Magnets attach to front and back of drawer bin and will work in conjunction with Felt Drawer Liners (above)

Description	Pkg Wt	Pkg Cube	Part #	Price
Pkg of (4) 16" x 4" dividers	22 lb	1.8 ft	LFM 40042K	\$88

Drawer Front Filler - Cayenne



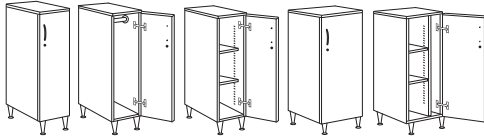
- Lateral drawers may be upgraded to include a closed cell polyethylene filler piece that adheres to the inside of the drawer front for improved sound dampening
- Drawer Front Filler upgrades, priced per drawer, will be added to the product list price

Descriptions	Pkg Wt	Pkg Cube	Part #	Price Per Drawer
Price per drawer	2 lb	.8 ft	Add a "U" as a suffix to the product number	\$60

Available Fronts | A | B | C | D | E | F | G | H | I | J | K | L | M | N | O | P | Q | S | Y

SEE PAGE 2 FOR COLORS, LAMINATES, FABRICS

Cayenne Towers (7-113)



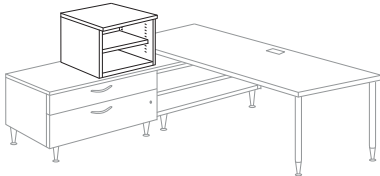
- 41-1/2" height matches the finish height of the Stack-on Cabinet
- Choose from four leg styles, each 3" in height, to match Cayenne cabinet legs
- 12" wide towers include either coat rod or two adjustable shelves
- 18" tower includes coat closet on one side, adjustable shelves on the other
- In 18" towers, the coat closet is always positioned on the hinge side
- For all towers, the hinge may be specified either right or left
- Tower leveling glides allow for 1/2" adjustment

H	D	W	Pkg Wt	Pkg Cube	Description	Top	Hinge Location	Part #	Front Style	Part #	Leg Style	Color #	Lam/Edge #	Price
41-1/2	20	12	50 lb	6.8 ft	coat rod	metal	L	LCU	?	U528	?	????		\$1,371
41-1/2	20	12	50 lb	6.8 ft	coat rod	metal	R	RCU	?	U528	?	????		\$1,371
41-1/2	20	12	55 lb	6.8 ft	2 shelves	metal	L	LCU	?	U5L9	?	????		\$1,466
41-1/2	20	12	55 lb	6.8 ft	2 shelves	metal	R	RCU	?	U5L9	?	????		\$1,466
41-1/2	20	12	56 lb	6.8 ft	coat rod	lam.	L	LCU	?	U528	?	????	????	\$1,672
41-1/2	20	12	56 lb	6.8 ft	coat rod	lam.	R	RCU	?	U528	?	????	????	\$1,672
41-1/2	20	12	60 lb	6.8 ft	2 shelves	lam.	L	LCU	?	U5L9	?	????	????	\$1,789
41-1/2	20	12	60 lb	6.8 ft	2 shelves	lam.	R	RCU	?	U5L9	?	????	????	\$1,789
41-1/2	20	18	75 lb	9.7 ft	closet L	metal	L	LCU	?	U6M4	?	????		\$1,611
41-1/2	20	18	75 lb	9.7 ft	closet R	metal	R	RCU	?	U6M4	?	????		\$1,611
41-1/2	20	18	83 lb	9.7 ft	closet L	lam.	L	LCU	?	U6M4	?	????	????	\$1,965
41-1/2	20	18	83 lb	9.7 ft	closet R	lam.	R	RCU	?	U6M4	?	????	????	\$1,965

Leg Options
 S: Round
 T: Triangle
 A: Square
 R: Rectangle

Available Fronts | A | B | C | D | E | F | G | H | I | J | K | L | M | N | O | P | Q | S | Y

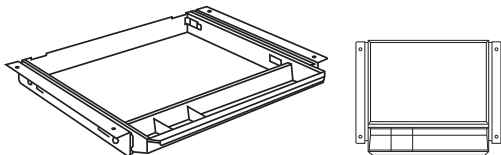
Stack-on Cube (7-113)



- Provides flexible storage as well as seated-height privacy and sit-to-stand work surface heights
- When sitting on top of low storage cabinet, finish height is 41-1/2" high
- Cabinet rests on four rubber pads to prevent slipping

H	D	W	Top	Pkg Wt	Pkg Cube	Part #	Color #	Lam/Edge #	Price
19-3/8	20	18	metal	62 lb	8.0 ft	M-LROS Z5P9	????		\$685
19-3/8	20	18	lam.	63 lb	8.0 ft	M-LROS Z5P9 LT	????	????	\$863
19-3/8	20	18	none	61 lb	8.0 ft	M-LROS Z5P9	????	NT	\$640

Personal Drawer - Metal (7-112)




- Sleek, metal design allows the drawer to hide discretely beneath the desk
- Full extension steel ball-bearing slides
- Four integral storage compartments
- Mounts to underside of work surface using "L" brackets affixed to drawer slides
- Drawer and mounting brackets are 22 gauge steel
- Charcoal black powder coat finish
- Available with or without a lock
- Lock may also be ordered separately for later field installation

Description	H	D	W	Pkg Wt	Pkg Cube	Part #	Price
Drawer with lock	2-1/8	17-1/4	21-3/4	13 lb	1 ft	NFC7657889-UM	\$293
Drawer only	2-1/8	17-1/4	21-1/2	13 lb	1 ft	NFC7657889	\$204
Lock only	2-1/8	1-1/2	1-1/2	1 lb	.5 ft	NFCX00020	\$89

SEE PAGE 2 FOR COLORS, LAMINATES, FABRICS

TRACE Cushion Mobile Pedestal



- Box/file and pencil/box file mobile pedestal
- Counterweight included for stability
- 1-1/2" cushion is factory installed with screws
- See page 8 for fabric yardage requirements
- When any loop pull is designated, a matching loop pull is included on the lock strip
- When any non-loop pull is designated, a Satin Nickel loop pull is included on the lock strip
- Inside height of pencil drawer: 1-3/4"
- Two caster options available:
 - Black 37mm plastic (2 locking & 2 non-locking)
 - Translucent 50 mm (all four casters non-locking)
 - Casters are installed in the field
- Please specify cushion fabric selection
- Unless otherwise specified, the fabric grain on all cushions will be applied "front-to-back"
- Weight limit is not to exceed 200 lbs

In February, 2017 GO began a graded fabric program. The 15 "standard" fabrics shown on our finish card, and many more fabrics from Stinson and Maharam, are now priced as GRADE 1. See greatopenings.com for details.

H	D	W	Caster Style	Drawer Options	Pkg Wt	Pkg Cube	Part #	Front Style	Part #	Metal Color	Fabric #	Part #	GR 1 Price	GR 2 Price	GR 3 Price	GR 4 Price	GR 5 Price	COM Price
23	18-7/8	15-1/4	black	box/file	60 lb	5.9 ft	U ?	1403	????	????	????	N	\$697	\$755	\$779	\$802	\$821	\$692
23	21-7/8	15-1/4	black	box/file	70 lb	6.6 ft	U ?	1503	????	????	????	N	\$709	\$767	\$791	\$814	\$833	\$704
23	18-7/8	15-1/4	translucent	box/file	60 lb	5.9 ft	T ?	1403	????	????	????	N	\$799	\$857	\$881	\$904	\$923	\$794
23	21-7/8	15-1/4	translucent	box/file	70 lb	6.6 ft	T ?	1503	????	????	????	N	\$811	\$869	\$893	\$916	\$935	\$806
25-7/8	18-7/8	15-1/4	black	pencil/box/file	70 lb	6.1 ft	U ?	1719	????	????	????	N	\$766	\$824	\$848	\$871	\$890	\$761
25-7/8	21-7/8	15-1/4	black	pencil/box/file	75 lb	6.8 ft	U ?	1819	????	????	????	N	\$780	\$838	\$862	\$885	\$904	\$775
25-7/8	18-7/8	15-1/4	translucent	pencil/box/file	70 lb	6.1 ft	T ?	1719	????	????	????	N	\$880	\$938	\$962	\$985	\$1,004	\$875
25-7/8	21-7/8	15-1/4	translucent	pencil/box/file	75 lb	6.8 ft	T ?	1819	????	????	????	N	\$891	\$949	\$973	\$996	\$1,015	\$886

Available Fronts											
box and file drawers	A	B	D	F	H	I	N	P	Q	S	Y
pencil drawers	A	B	D	F	H	I	N	P	Q	S	Y

For COM fabric ordering instructions, see the Specification Guide in the front of this book.

SEE PAGE 2 FOR COLORS, LAMINATES, FABRICS

Work Surfaces

Work surfaces are 1.250" thick with 3mm PVC vinyl edge.

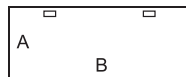
Grommets:

Cayenne work surfaces do not include grommets as standard. If grommets are needed, simply add a "G" suffix to the part number and add \$15 list per grommet.

Grommet locations:

When ordered with grommets, work surfaces will include one center grommet when 60" or less, and two grommets when 66" or more in width.

Grommets are positioned 18.5" from either side and 2" from the back of the work surface.

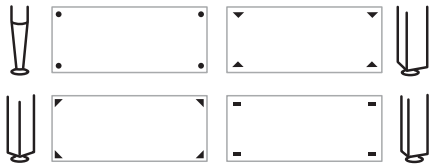


In some desk configurations, particularly when a work surface is 60" wide or wider, a metal stiffener is required. Please call for a quote.

A	B	Pkg Wt	Pkg Cube	Part #	Price
24.0	24.0	20.2 lb	0.4 ft	WS 2424	\$341
24.0	30.0	25.2 lb	0.5 ft	WS 2430	\$371
24.0	36.0	30.2 lb	0.6 ft	WS 2436	\$400
24.0	42.0	35.3 lb	0.7 ft	WS 2442	\$454
24.0	48.0	40.3 lb	0.8 ft	WS 2448	\$460
24.0	54.0	45.4 lb	0.9 ft	WS 2454	\$516
24.0	60.0	50.4 lb	1.0 ft	WS 2460	\$519
24.0	66.0	55.4 lb	1.2 ft	WS 2466	\$573
24.0	72.0	60.5 lb	1.3 ft	WS 2472	\$579
30.0	30.0	31.5 lb	0.7 ft	WS 3030	\$415
30.0	36.0	37.8 lb	0.8 ft	WS 3036	\$445
30.0	42.0	44.1 lb	0.9 ft	WS 3042	\$511
30.0	48.0	50.4 lb	1.0 ft	WS 3048	\$520
30.0	54.0	56.7 lb	1.2 ft	WS 3054	\$576
30.0	60.0	63 lb	1.3 ft	WS 3060	\$589
30.0	66.0	69.3 lb	1.4 ft	WS 3066	\$655
30.0	72.0	75.6 lb	1.5 ft	WS 3072	\$661

Desk Legs SIN 711-2

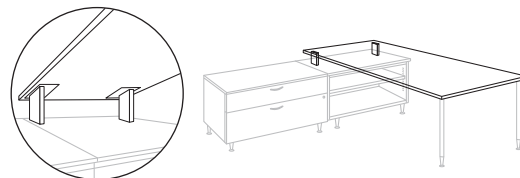
- Each of the four Cayenne leg styles are available as desk or peninsula legs
- Finish is nickel, which matches the finish on Cayenne cabinet legs
- Includes 5" x 5" mounting plate and fasteners
- Desk leg leveling glides allow for at least 1/2" adjustment
- See diagram below for suggested leg orientation



H	Pkg Wt	Pkg Cube	Sold Separately	Part #	Price
27-3/4	13 lb	1.0 ft.	round, quantity of 2	M-TDS 02	\$280
27-3/4	25 lb	2.0 ft	round, quantity of 4	M-TDS 04	\$560
27-3/4	10 lb	1.0 ft	triangle, quantity of 2	TDT 02	\$280
27-3/4	19 lb	2.0 ft	triangle, quantity of 4	TDT 04	\$560
27-3/4	10 lb	1.0 ft	square, quantity of 2	TDA 02	\$280
27-3/4	19 lb	2.0 ft	square, quantity of 4	TDA 04	\$560
27-3/4	9 lb	1.0 ft	rectangular, quantity of 2	TDR 02	\$280
27-3/4	17 lb	2.0 ft	rectangular, quantity of 4	TDR 04	\$560

Floating Top Support

- Sits on top of Cayenne low storage cabinet with laminate top
- May not be used on a storage cabinet with metal top
- With 5/8" laminate top on the cabinet, and 1-1/4" desk top, desk will finish at 29" high
- No leveling glide adjustability
- Includes top mounting plate with fasteners
- Mounting bracket that sits on the storage cabinet may be secured with double sided tape to avoid scarring the cabinet top. Screws and drill template are also included.



H	D	W	Description	Pkg Wt	Pkg Cube	Part #	Price
5-1/2	1-1/8	2-1/2	two support legs	6.0 lb	0.5 ft	FLTS	\$105

SEE PAGE 2 FOR COLORS, LAMINATES, FABRICS

Work Surface Splice Plate

- Connect two work surfaces at 90 degree angles to one another. 4" x 4"



Product	Qty	Pkg Wt	Pkg Cube	Part #	Price
splice plates (black)	pkg. of 2 plates	1.1 lb	.01 ft	GSP 02 K	\$40

Work Surface Grommet - Field Installed



- Package of ten 2-1/2" diameter round black plastic grommets for field installation
- Circular shape allows for easy installation at the work site

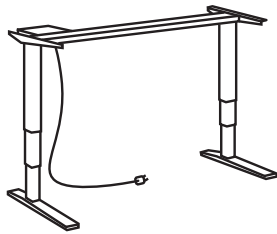
Description	Pkg Wt	Pkg Cube	Part #	Price
(10) round grommets	4 lb	.6 ft	GRM 0010	\$90

HEIGHT ADJUSTABLE TABLES

SEE PAGE 2 FOR COLORS, LAMINATES, FABRICS

Table bases are available in three colors:
 2Y9P – HW Silver Metallic
 0670 – HM White
 0256 – HM Black Umber

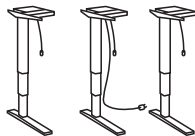
Rectangular Table Base, No Top



- Single stage electric motor
- Speed: 1-1/2" per second, power consumption is 0.3W
- Table base adjusts 19" (480mm), from 26" to 45" (this height does not include the thickness of the laminate or resin top itself).
- Weight capacity: 220 lbs (does not include the weight of the top)

H	D	W	Part #	Base Color #	Price
26" to 45"	24"	48"	HAT2448	????	\$1,706
26" to 45"	24"	54"	HAT2454	????	\$1,722
26" to 45"	24"	60"	HAT2460	????	\$1,733
26" to 45"	24"	72"	HAT2472	????	\$1,760
26" to 45"	30"	48"	HAT3048	????	\$1,717
26" to 45"	30"	54"	HAT3054	????	\$1,733
26" to 45"	30"	60"	HAT3060	????	\$1,744
26" to 45"	30"	72"	HAT3072	????	\$1,772

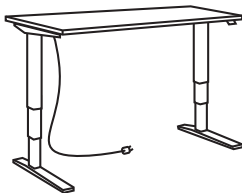
Corner Table Base, No Top



- Because no top is included, the three-legged table base sold separately is unhandled

26" to 45"	24"	48"/60"	HAT246024	????	\$2,230
26" to 45"	30"	48"/60"	HAT306030	????	\$2,246

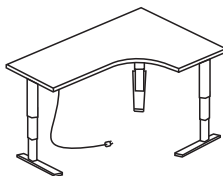
Rectangular Table Base with Laminate Top



- Laminate tops are 1-1/4" thick and do not include grommets
- Cayenne metal modesty panels, with and without decorative perforations, are sold separately and may be attached to laminate tops

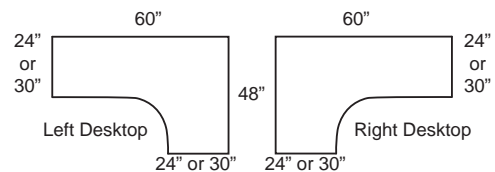
H	D	W	Part #	Base Color #	Lam Color #	Price
27-1/4" to 45-1/4"	24"	48"	HAT2448	????	????	\$2,364
27-1/4" to 45-1/4"	24"	54"	HAT2454	????	????	\$2,403
27-1/4" to 45-1/4"	24"	60"	HAT2460	????	????	\$2,437
27-1/4" to 45-1/4"	24"	72"	HAT2472	????	????	\$2,509
27-1/4" to 45-1/4"	30"	48"	HAT3048	????	????	\$2,427
27-1/4" to 45-1/4"	30"	54"	HAT3052	????	????	\$2,483
27-1/4" to 45-1/4"	30"	60"	HAT3060	????	????	\$2,500
27-1/4" to 45-1/4"	30"	72"	HAT3072	????	????	\$2,583

Corner Table Base with Laminate Top

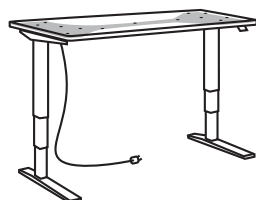


- Corner desks with laminate top are handed. Please specify left or right.

H	D	W	Part #	LorR	Base Color #	Lam Color #	Price
27-1/4" to 45-1/4"	24"	48"/60"	HAT24486024	?	????	????	\$3,714
27-1/4" to 45-1/4"	30"	48"/60"	HAT30486030	?	????	????	\$3,786



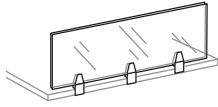
Rectangular Table Base with Resin Top



- Resin tops are 1" thick and do not include grommets
- Resin tops include a decorative metal insert beneath resin, to cover table mechanism
- Weight capacity: 220 lbs (does not include the weight of the top)
- Corner desks are not available with resin tops
- Cayenne metal modesty panels are not appropriate for use with resin tops

H	D	W	Part #	Base Color #	Resin Top	Price
27" to 46"	24"	48"	HAT2448	????	TT	\$2,804
27" to 46"	24"	54"	HAT2454	????	TT	\$2,841
27" to 46"	24"	60"	HAT2460	????	TT	\$2,878
27" to 46"	24"	72"	HAT2472	????	TT	\$3,027
27" to 46"	30"	48"	HAT3048	????	TT	\$2,907
27" to 46"	30"	54"	HAT3052	????	TT	\$2,927
27" to 46"	30"	60"	HAT3060	????	TT	\$2,981
27" to 46"	30"	72"	HAT3072	????	TT	\$3,079

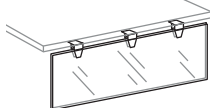
Acrylic Privacy Screens



- Frosted acrylic screens are 1/4" thick
- Widths are 1" less than nominal to allow for 1/2" set-back on each side
- Screens 54" and smaller include two aluminum brackets
- Screens 60" and wider include three aluminum brackets
- These brackets may be paired with modesty panel brackets shown below
- Top of Acrylic privacy screen to floor measures 41-1/2"

H	W	Description	Pkg Wt	Pkg Cube	Part #	Price
12-1/2	23	24" acrylic privacy screen	3.5 lb	0.7 ft	ACR 1124 F	\$290
12-1/2	29	30" acrylic privacy screen	4.25 lb	0.9 ft	ACR 1130 F	\$333
12-1/2	35	36" acrylic privacy screen	5.0 lb	1.08 ft	ACR 1136 F	\$368
12-1/2	41	42" acrylic privacy screen	5.75 lb	1.26 ft	ACR 1142 F	\$393
12-1/2	47	48" acrylic privacy screen	6.25 LB	1.44 ft	ACR 1148 F	\$423
12-1/2	53	54" acrylic privacy screen	7.0 lb	1.63 ft	ACR 1154 F	\$652
12-1/2	59	60" acrylic privacy screen	7.75 lb	1.81 ft	ACR 1160 F	\$690
12-1/2	65	66" acrylic privacy screen	8.75 lb	1.99 ft	ACR 1166 F	\$695
12-1/2	71	72" acrylic privacy screen	9.59 lb	2.17 ft	ACR 1172 F	\$700

Acrylic Modesty Panels



- Frosted acrylic screens are 1/4" thick
- Panel widths are designed to be 12" narrower than the work surface (6" inset on each side)
- Widths are 1" less than nominal to allow for 1/2" set-back on each side
- Screens 54" and smaller include two aluminum brackets
- Screens 60" and wider include three aluminum brackets
- These brackets may be paired with privacy screen brackets shown above

H	W	Description	Pkg Wt	Pkg Cube	Part #	Price
12-1/2	29	30" acrylic modesty panel	4.25 lb	0.9 ft	ACR 1130	\$327
12-1/2	35	36" acrylic modesty panel	5.0 lb	1.08 ft	ACR 1136	\$362
12-1/2	41	42" acrylic modesty panel	5.75 lb	1.26 ft	ACR 1142	\$387
12-1/2	47	48" acrylic modesty panel	6.25 LB	1.44 ft	ACR 1148	\$417
12-1/2	53	54" acrylic modesty panel	7.0 lb	1.63 ft	ACR 1154	\$646
12-1/2	59	60" acrylic modesty panel	7.75 lb	1.81 ft	ACR 1160	\$680
12-1/2	65	66" acrylic modesty panel	8.75 lb	1.99 ft	ACR 1166	\$686
12-1/2	71	72" acrylic modesty panel	9.59 lb	2.17 ft	ACR 1172	\$691

Bracket Detail:

Privacy Screen Bracket
Attaches underneath work surface with fasteners (included)

Modesty Panel Bracket
Attaches underneath work surface with fasteners (included)


Privacy Screen and Modesty Panel brackets may be used together

METAL MODESTY PANELS

SIN 711-2

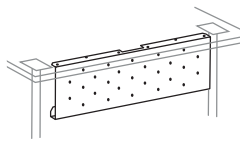
SEE PAGE 2 FOR COLORS, LAMINATES, FABRICS

Metal Modesty Panels - Solid

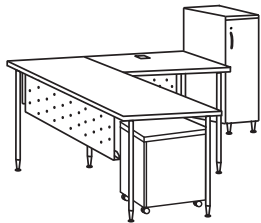


- These metal modesty panels are solid; they do not include perforations
- Wire management tray at bottom is 2" deep
- Panels are 20 gauge
- Widths are 1" less than nominal to allow for 1/2" set-back on each side
- Panels attach underneath the work surface with 3/4" fasteners (included)
- Panels are designed to be in-set 6" from each side of the work surface

Metal Modesty Panels - Perforated



- Perforated metal modesty panel
- Perforations are 1/2" in diameter
- Wire management tray at bottom is 2" deep
- Panels are 20 gauge
- Widths are 1" less than nominal to allow for 1/2" set-back on each side
- Panels attach underneath the work surface with 3/4" fasteners (included)
- Panels are designed to be in-set 6" from each side of the work surface



H	D	W	Description	Pkg Wt	Pkg Cube	Part #	Metal Color	Price
11	2	18	18" panel for 30" WS	3.25 lb	0.38 ft	MOD 1811	????	\$173
11	2	24	24" panel for 36" WS	4.25 lb	0.50 ft	MOD 2411	????	\$184
11	2	30	30" panel for 42" WS	5.25 lb	0.61 ft	MOD 3011	????	\$195
11	2	36	36" panel for 48" WS	6.25 lb	0.73 ft	MOD 3611	????	\$206
11	2	42	42" panel for 54" WS	6.75 lb	0.84 ft	MOD 4211	????	\$217
11	2	48	48" panel for 60" WS	8.12 lb	0.95 ft	MOD 4811	????	\$228
11	2	54	54" panel for 66" WS	9.25 lb	1.07 ft	MOD 5411	????	\$239
11	2	60	60" panel for 72" WS	9.75 lb	1.18 ft	MOD 6011	????	\$250

H	D	W	Description	Pkg Wt	Pkg Cube	Part #	Metal Color	Price
11	2	18	18" panel for 30" WS	3.25 lb	0.38 ft	MOD 1811 P	????	\$184
11	2	24	24" panel for 36" WS	4.25 lb	0.50 ft	MOD 2411 P	????	\$195
11	2	30	30" panel for 42" WS	5.25 lb	0.61 ft	MOD 3011 P	????	\$206
11	2	36	36" panel for 48" WS	6.25 lb	0.73 ft	MOD 3611 P	????	\$217
11	2	42	42" panel for 54" WS	6.75 lb	0.84 ft	MOD 4211 P	????	\$228
11	2	48	48" panel for 60" WS	8.12 lb	0.95 ft	MOD 4811 P	????	\$239
11	2	54	54" panel for 66" WS	9.25 lb	1.07 ft	MOD 5411 P	????	\$250
11	2	60	60" panel for 72" WS	9.75 lb	1.18 ft	MOD 6011 P	????	\$261

Tackable Screen - Rectangular



Dotted lines indicate hidden mounting brackets

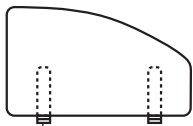
H	D	W	Pkg Wt	Pkg Cube	Part #	Fabric Color	GR 1 Price	GR 2 Price	GR 3 Price	GR 4 Price	GR 5 Price	COM Price
20-3/4	1	23	9 lb	.6 ft	PSR 24	????	\$454	\$570	\$617	\$664	\$702	\$449
20-3/4	1	29	10 lb	.8 ft	PSR 30	????	\$510	\$626	\$673	\$720	\$758	\$505
20-3/4	1	35	11 lb	.9 ft	PSR 36	????	\$561	\$736	\$806	\$876	\$933	\$556
20-3/4	1	41	13 lb	1.0 ft	PSR 42	????	\$610	\$785	\$855	\$925	\$982	\$605
20-3/4	1	47	14 lb	1.2 ft	PSR 48	????	\$645	\$820	\$890	\$960	\$1,017	\$640
20-3/4	1	59	17 lb	1.5 ft	PSR 60	????	\$804	\$1,096	\$1,212	\$1,329	\$1,424	\$799
20-3/4	1	65	18 lb	1.6 ft	PSR 66	????	846	\$1,138	\$1,254	\$1,371	\$1,466	\$841
20-3/4	1	71	19 lb	1.8 ft	PSR 72	????	922	\$1,214	\$1,330	\$1,447	\$1,542	\$917

- Tackable board is covered on both sides with fabric of your choice. Brackets and fasteners are included, which allow the screen to be fastened to the underside of the work surface
- 12 gauge metal mounting brackets slide between these back-to-back tackable boards and are hidden from sight (See cut-away diagram below)
- Please note that tackable privacy screens may not be added to a desk when modesty panels are in use because the screen mounting brackets interfere with the modesty panel location
- Screens 35" and narrower include two mounting brackets
- Screens 41" and wider include three mounting brackets
- Privacy screen widths may be matched to that of the corresponding work surface size
- Screens measure one inch less than the work surface widths to allow for even spacing between screens, wire management, and cornering applications
- See page 8 for yardage requirements

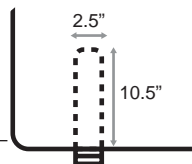
H	D	W	Pkg Wt	Pkg Cube	Part #	Fabric Color	GR 1 Price	GR 2 Price	GR 3 Price	GR 4 Price	GR 5 Price	COM Price
11	1	23	7 lb	.6 ft	SPR 24	????	\$397	\$513	\$560	\$607	\$645	\$392
11	1	29	8 lb	.8 ft	SPR 30	????	\$434	\$550	\$597	\$644	\$682	\$429
11	1	35	9 lb	.9 ft	SPR 36	????	\$476	\$651	\$721	\$791	\$848	\$471
11	1	41	11 lb	1.0 ft	SPR 42	????	\$519	\$694	\$764	\$834	\$891	\$514
11	1	47	12 lb	1.2 ft	SPR 48	????	\$548	\$723	\$793	\$863	\$920	\$543
11	1	59	14 lb	1.5 ft	SPR 60	????	\$684	\$976	\$1,092	\$1,209	\$1,304	\$679
11	1	65	16 lb	1.6 ft	SPR 66	????	718	\$1,010	\$1,126	\$1,243	\$1,338	\$713
11	1	71	19 lb	1.8 ft	SPR 72	????	782	\$1,074	\$1,190	\$1,307	\$1,402	\$777

In February, 2017 GO began a graded fabric program. The 15 "standard" fabrics shown on our finish card, and many more fabrics from Stinson and Maharam, are now priced as GRADE 1. See greatopenings.com for details.

Tackable Screen - Scalloped

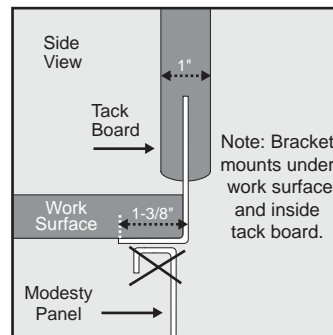


Hidden mounting brackets



- Scalloped-shaped screen provides a "finished" look for desks positioned at the end of a run
- Available for use with 20-3/4" high rectangular screens only
- See page 8 for yardage requirements

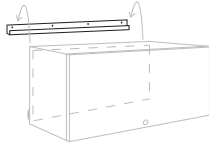
H	D	W	Pkg Wt	Pkg Cube	Part #	Fabric Color	GR 1 Price	GR 2 Price	GR 3 Price	GR 4 Price	GR 5 Price	COM Price
20-3/4	1	29	10 lb	.8 ft	SPSR 30	????	\$558	\$674	\$721	\$768	\$806	\$553
20-3/4	1	35	11 lb	.8 ft	SPSR 36	????	\$603	\$778	\$848	\$918	\$975	\$598



Cannot be used with modesty panels.

SEE PAGE 2 FOR COLORS, LAMINATES, FABRICS

Wall-Mounted Overhead – Horizontal Bracket Over-the-Top Stowing Door



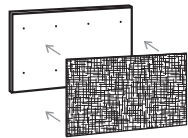
- Single bracket mounts horizontally on wall, anchored to wall studs
- Cabinet features over-the-top stowing door
- Includes cabinet, horizontal bracket, and fasteners
- Ships KD (knocked down), to be assembled at work site
- All overhead brackets whether wall-mounted or panel-mounted, include anti-dislodgement features to prevent the unit from dislodging when pushed or struck from below
- It is exclusively the responsibility of the installer to ensure that panels and wall-mounted brackets are properly and safely anchored
- Overhead cabinet end panels consist of 16 gauge steel, shelves and tops are 18 gauge steel, doors are 20 gauge steel
- Shelf weight restrictions are as follows:
 - 24" overhead: 60 lbs
 - 30" overhead: 75 lbs
 - 36" overhead: 90 lbs
 - 42" overhead: 105 lbs
 - 48" overhead: 120 lbs
 - 54" overhead: 130 lbs
 - 60" overhead: 150 lbs

H	D	W	Pkg Wt	Pkg Cube	Part #	Metal Color	Price
15	13-3/4	24	29 lb	2.1 ft	OGO 2430 J	????	\$431
15	13-3/4	30	33 lb	2.1 ft	OGO 3030 J	????	\$436
15	13-3/4	36	36 lb	2.1 ft	OGO 3630 J	????	\$472
15	13-3/4	42	41 lb	2.6 ft	OGO 4230 J	????	\$487
15	13-3/4	48	45 lb	2.6 ft	OGO 4830 J	????	\$528
15	13-3/4	54	50 lb	3.2 ft	OGO 5430 J	????	\$585
15	13-3/4	60	56 lb	3.2 ft	OGO 6030 J	????	\$620

To add a satin nickel handle to overhead front, add an "L" suffix to the part number (no up-charge).

In February, 2017 GO began a graded fabric program. The 15 "standard" fabrics shown on our finish card, and many more fabrics from Stinson and Maharam, are now priced as GRADE 1. See greatopenings.com for details.

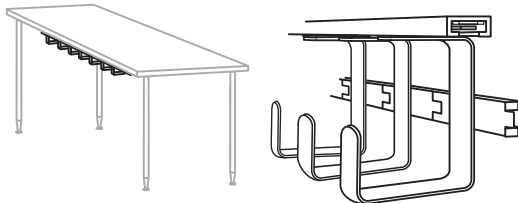
Wall-Mounted Tack Board



- Tack board sits inside a framed metal back panel
- Metal back panel attaches to wall studs
- Includes metal back panel, tack board and fasteners
- Specify metal color and fabric
- See page 8 for yardage requirements

H	D	W	Pkg Wt	Pkg Cube	Part #	Metal Color	Fabric Color	GR 1 Price	GR 2 Price	GR 3 Price	GR 4 Price	GR 5 Price	COM Price
20	1	24	10 lb	.8 ft	TBM24	????	????	\$301	\$417	\$464	\$511	\$549	\$296
20	1	30	12 lb	.8 ft	TBM30	????	????	\$333	\$449	\$496	\$543	\$581	\$328
20	1	36	13 lb	.9 ft	TBM36	????	????	\$373	\$548	\$618	\$688	\$745	\$368
20	1	42	14 lb	.9 ft	TBM42	????	????	\$396	\$571	\$641	\$711	\$768	\$391
20	1	48	14 lb	1.0 ft	TBM48	????	????	\$432	\$607	\$677	\$747	\$804	\$427
20	1	54	15 lb	1.0 ft	TBM54	????	????	\$460	\$693	\$787	\$880	\$956	\$455
20	1	60	15 lb	1.2 ft	TBM60	????	????	497	\$730	\$824	\$917	\$993	\$492

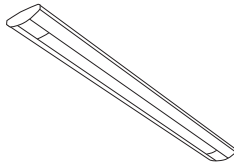
Wire Tray



- Includes (1) 35" channel, (15) hooks, (2) endcaps, and fasteners
- Fits behind modesty panels
- Endcaps screw to bottom of work surface and secure wire tray

H	D	W	Description	Pkg Wt	Pkg Cube	Part #	Price
3-7/16	2-11/16	35	35" Under Desk Wire Tray	2 lb	.5 ft	WIR3515	\$143

LED Linear Task Light



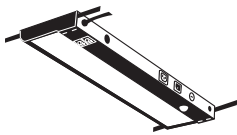
- 9' black power cord
- 3500K color temperature
- Metal trough reflector with diffuser lens
- Magnetic or screw mounting options
- Clear anodized aluminum with flint color end caps, UL/CUL listed
- 5 year warranty

For Use on	H	D	W	LEDs	Pkg Wt	Pkg Cube	Part #	Price
24" to 36" shelves	1/2	2	16-1/2	24	4 lb	2 ft	LD 618	\$465
42" to 72" shelves	1/2	2	30-1/8	48	10 lb	3 ft	LD 1236	\$750

LED Green Advantages:

- Solid state technology eliminates the need for Chicago Code (fused plugs)
- Low energy consumption, No UV emissions, no flickering
- No disposal hazards - no mercury, lead, or gases
- Long life @ 50,000 hours eliminating re-lamp and maintenance time
- Allows for low profile, light weight, fixture designs

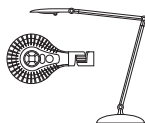
Fluorescent Task Light



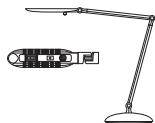
- Task light snaps in place beneath the hutch shelf with spring clips
- A 3-1/2" wide lens opening provides maximum light output
- T8 Tri-phosphor 3500K fluorescent lamp
- Includes a 9' black SJT cord
- UL and CUL listed

For Use on	H	D	W	Pkg Wt	Pkg Cube	Part #	Price
36" hutch	1-1/2	6-7/8	18-1/3	6 lb	3.1 ft	VT 18-B K	\$265
42", 48", 54" hutch	1-1/2	6-7/8	36-1/3	12 lb	6.8 ft	VT 36-B K	\$320
60", 66", 72" hutch	1-1/2	6-7/8	48-1/3	18 lb	9.1 ft	VT 48-B K	\$355

LED DESK Lights



REVO LED



Voyage LED

- 7 system watts, 18 fractional LEDs
- 3500K, 250 lumens, 84 CRI
- Double arm articulation with 20" base to head reach
- Soft touch - instant on, fade to off
- Standard 10 hours to turn off (ATO)
- 15 watt, 24 volt wall transformer, 6' cord
- ETL Listed, BAA compliant
- Warranty 5 years

Description	Color	Part #	Price
Voyage desk light with base	white	VOYAGE-W	\$790
Voyage desk light with base	silver	VOYAGE-S	\$790
Voyage desk light with base	black	VOYAGE-B	\$790
REVO desk light with base	white	REVO-W	\$790
REVO desk light with base	silver	REVO-S	\$790
REVO desk light with base	black	REVO-B	\$790

SEE PAGE 2 FOR COLORS, LAMINATES, FABRICS

Modular Electrical Components

How to order:

1. Determine the configurations that need power and electrical load requirements.
2. Choose **Base Feed**. **
3. Establish placement of **Power Blocks**.
4. Identify # and style of **Receptacles** per power block.
5. Determine connecting cable lengths by taking center to center distance between power blocks, adding any additional cable required to pass under or around object. Subtract 8" and use the next largest size cable unless measurement is exact.

For Example:

Sample #1 the power blocks are centered in the 42" returns, so half the return size is 21" for each return (21" + 21") plus 30" depth of the peninsula, minus 8".

$$(21" + 21" + 30" - 8" = 64" \text{ connector length})$$

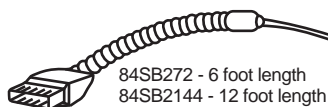
6. Determine needed accessories.

Description	Part #	Price
6' Base Feed	84SB272	\$224
12' Base Feed (Extra Long)	84SB2144	\$355
Power Block*	844AA/78MB	\$108
Receptacle 1	84S1BL150	\$20
Receptacle 2	84S2BL150	\$20
Receptacle 4	84S4BL150	\$20
Isolated Receptacle 3***	84SIGOR150	\$23
Receptacle Removal Tool	8SR	\$9

- * Mounting bracket included
 - ** Base feed required
 - *** Isolated Receptacles are to protect electronic equipment from electromagnetic noise
- Note:** In some configurations, the power block will not be centered.

Description	Part #	Price
Connector 16"	84FF16	\$145
Connector 22"	84FF22	\$156
Connector 28"	84FF28	\$167
Connector 34"	84FF34	\$178
Connector 40"	84FF40	\$188
Connector 46"	84FF46	\$199
Connector 52"	84FF52	\$210
Connector 58"	84FF58	\$221
Connector 64"	84FF64	\$231
Connector 70"	84FF70	\$243
Connector 76"	84FF76	\$254
Connector 82"	84FF82	\$265
Connector 88"	84FF88	\$276
Connector 94"	84FF94	\$287

Base Feed

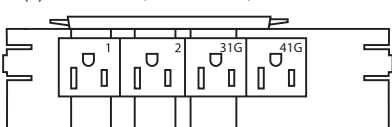


84SB272 - 6 foot length
84SB2144 - 12 foot length

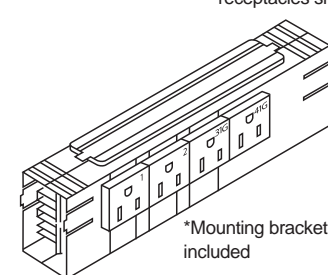
Note: 8 Wire, 4 Circuit System:
Must be hard wired by a Licensed Electrician

Power Blocks & Receptacles

Power Block 844AA/78MB*
(2) 84S1BL150, 84S2BL150, 84S4BL150

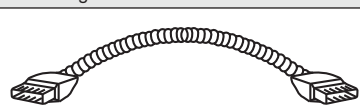


Power Block is two sided Power block does not include the receptacles shown

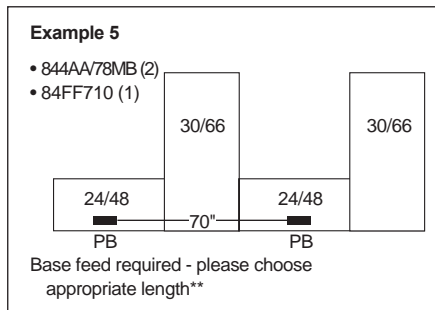
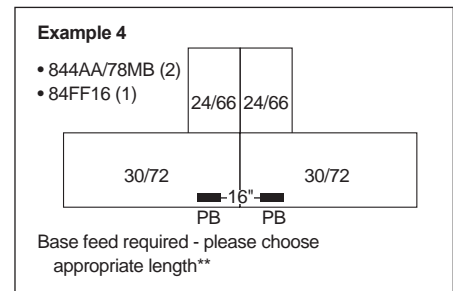
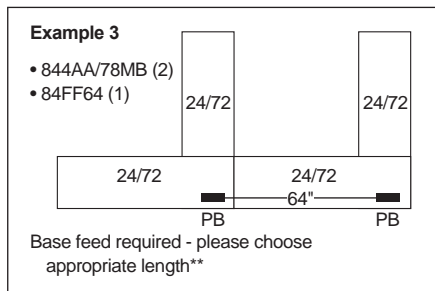
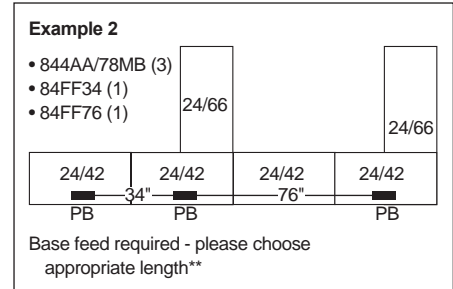
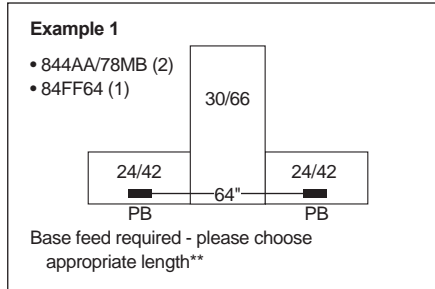


*Mounting bracket included

Connecting Cables

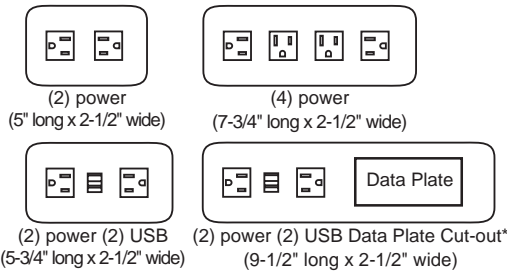


Available Lengths - 16" to 95"



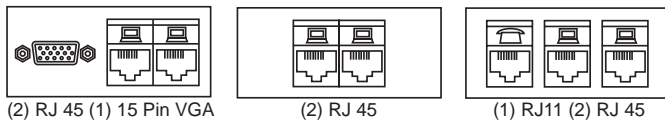
SEE PAGE 2 FOR COLORS, LAMINATES, FABRICS

Cove - Table Top Solutions



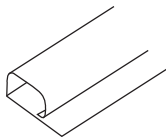
- Flush-mount data, power & USB charging
- Versatile power & charging solution designed to integrate power, USB charging ports & data capabilities into a variety of spaces
- See dimensions above

Data Plate



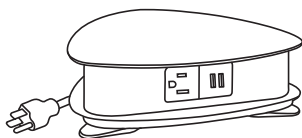
- Data plates allow you to harness the data & A/V capabilities of your table top solutions
- Additional configurations available. Contact Sales for a quote.

Plastic Wire Management Channel



- 6" long black plastic wire channels include two-sided tape to adhere to the underside or back of cabinets. Channels may be placed end-to-end to route wires along adjacent cabinets to power source.
- Kit includes 4 channels that are 6" long x 2-1/2" wide x 1-1/4" high. Channels may be cut to desired length.


Drifter



- Portable power & charging station
- 3 power & 6 active USB ports
- Cord length is 108"
- Includes mounting accessory kit to secure to work surface
- 3" high x 10" wide

Isle

- Independent power & charging hub
- 3 shelves for small electronic devices
- 9 power receptacles & 6 USB charging ports
- Portable
- Can be secured to floor or work surface with screws or cable
- 25-1/2" high x 18" wide at the base
- Cord length is 108"



Description	Color	Pkg Wt	Pkg Cube	Part #	Price
(2) Power	white	3 lb	.07 ft	COV2 108 W	\$440
(2) Power	silver	3 lb	.07 ft	COV2 108 S	\$440
(2) Power	black	3 lb	.07 ft	COV2 108 B	\$440
(4) Power	white	5 lb	.11 ft	COV4 108 W	\$760
(4) Power	silver	5 lb	.11 ft	COV4 108 S	\$760
(4) Power	black	5 lb	.11 ft	COV4 108 B	\$760
(2) Power (2) USB	white	3.5 lb	.07 ft	COV2U 108 W	\$658
(2) Power (2) USB	silver	3.5 lb	.07 ft	COV2U 108 S	\$658
(2) Power (2) USB	black	3.5 lb	.07 ft	COV2U 108 B	\$658
(2) Power (2) USB Data Plate Cut-out*	white	5.25 lb	.11 ft	COV2UD 108 W	\$658
(2) Power (2) USB Data Plate Cut-out*	silver	5.25 lb	.11 ft	COV2UD 108 S	\$658
(2) Power (2) USB Data Plate Cut-out*	black	5.25 lb	.11 ft	COV2UD 108 B	\$658

Description	Pkg Wt	Pkg Cube	Part #	Price
(2) RJ 45 (1) 15 pin VGA	0.5 lb	.2 ft	A BL B B C51	\$349
(2) RJ 45	0.5 lb	.2 ft	A BL B B	\$192
(1) RJ11 (2) RJ 45	0.5 lb	.2 ft	A BL A B B	\$244

Description	Pkg Wt	Pkg Cube	Part #	Price
(4) 6" channels	6 lb	3 ft	WMG 006K	\$30

Color	Pkg Wt	Pkg Cube	Part #	Price
white	8 lb	1.25 ft	DRI 108 W	\$1,226
silver	8 lb	1.25 ft	DRI 108 S	\$1,226
black	8 lb	1.25 ft	DRI 108 B	\$1,226

Color	Pkg Wt	Pkg Cube	Part #	Price
white	34 lb	6.5 ft	ISLE W	\$3,152
silver	34 lb	6.5 ft	ISLE S	\$3,152
black	34 lb	6.5 ft	ISLE B	\$3,152

These conditions of sale supersede all previous selling policies. Prices, discounts, lead-times and product offerings are subject to change without notice.

Order Placement

Great Openings requires that all orders be submitted in writing to avoid errors and/or duplication. Sales of all Great Openings' products are made only on the Company's standard terms and conditions of sale, unless modified in writing by an authorized Great Openings representative.

Orders received at Great Openings after 4:00pm EST will be processed the following day.

Order Acknowledgement

We diligently issue order acknowledgements via e-mail within 24 hours of purchase order receipt. If you do not receive an acknowledgement within 24 hours, please call our Customer Service department to determine the reason; we may not have received your order, or we may have questions that are delaying order entry.

**PLEASE CHECK
ACKNOWLEDGEMENTS
FOR ERRORS
IMMEDIATELY UPON RECEIPT.**

The order acknowledgement process is designed to ensure protection for both the buyer and the seller. We strongly urge the buyer to make sure the acknowledgement accurately reflects the intended purchase.

Order Discrepancies

Great Openings will not be held responsible for extra costs due to errors resulting from purchase order inaccuracies. If and when a discrepancy is detected on the purchase order or acknowledgement, all corrections must be received in writing before further order processing can occur.

Changes, Cancellations

Orders may not be changed, corrected or cancelled, in whole or in part, after Great Openings has issued its order acknowledgement without the written consent of an authorized Great Openings representative. Special order items (special or custom cabinets, Customer's Own Materials (COM) fabric and laminates) already in production are not subject to change or cancellation under any circumstances.

Canadian Orders

Canadian orders may be processed using this price book. The pricing and payment terms included in this book are in U.S. funds. Custom brokerage fees and GST/HST taxes will be charged as separate line items on the invoice. All prices are freight included; FOB: Destination. A Regional Small Order Freight Charge applies to all orders less than \$5,000 list (does not apply to accessory orders). See regional map for applicable fee.

Lead-Time

Lead-times are measured in working days, and begin after receipt of clean order.

Lead-times may change without notice. Stated lead-times will not commence until purchase order is actually entered into our system. We are not responsible for delays caused by order discrepancies or late receipt of COM items.

Special Shipping Instructions

Great Openings will accommodate special shipping/delivery requests whenever possible. Purchaser will be responsible for any and all extra costs incurred by reason of Great Openings' complying with a special shipping request. Examples of special requests that may cause extra charges (dollar amounts shown are approximate, actual amounts may vary):

- special carrier/lift gate: starting at \$85.00
- inside delivery: starting at \$50.00
- expediting, re-consignment, delays causing carrier storage: starting at \$50.00
- truck load delivery times after 3:00 pm
- delivery times outside normal business hours including weekends and holidays: starting at \$450.00 per truck
- exact, narrow scheduling window (elevator time): starting at \$150.00
- non-commercial/residential deliveries: starting at \$60.00

The maximum amount of time allowed for off-loading product from trailers is 3 hours. Carrier costs associated with any additional delivery time will be charged to the dealer. Any additional charges that result from the purchaser failing to accept a shipment as agreed upon will be the responsibility of the purchaser.

Special Delivery Charges

Once a delivery truck arrives at a destination, if the recipient is not ready to accept delivery as scheduled and the truck must wait, deliver "after hours", or make a second drop at a later time, the carrier charges a penalty for that delay which Great Openings must pass on to the customer.

These charges are as follows (dollar amounts shown are approximate, actual amounts may vary):

Night Delivery:
3:30-4:30 p.m.: \$400 additional charge
4:30-5:30 p.m.: \$450 additional charge
5:30 p.m. and later: \$500 additional charge
Detention fee will be \$75 per hour after two hours. Drop charge will be \$75 per drop.

Weekend and holiday deliveries will be quoted per load depending on location and delivery time.

Please use caution when planning and communicating delivery requirements so that these exorbitant fees will not be necessary.

Key-Alike Services

Key-alike service is offered free of charge provided the key-alike request is associated with an order for a matching quantity of

cabinets. Additional key/core sets, master and core keys are available for a nominal charge. All Great Openings products are keyed randomly prior to shipment. Special cores and keys are shipped separately to be changed-out in the field. See the Specification Guide in the front of this book.

COM & Fabric Grades

If COM materials are difficult to apply or inadequate, Great Openings reserves the right to apply extra charges or to cancel the order. Great Openings has no control over COM material quality or performance and will not be held responsible for material defects or damage caused by improper use or application.

Lifetime Warranty

Great Openings warrants its filing and storage products to be free from defects in materials and workmanship for as long as the original purchaser owns the product. This warranty does not cover ordinary wear and tear, or improper installation or use of the product. This warranty does not apply to Customer's Own Materials (COM) for fabric, laminates, or edge bands.

In addition, supplier warranties will apply to products not manufactured by Great Openings. Please contact Great Openings for more information.

Credit Card Transaction Fee

Credit card payments in excess of the following thresholds will be subject to a 2.16% transaction fee. Please note that Great Openings also accepts payments via ACH, wire transfer, and check – all free of charge.

Type of Sale	Credit Card Threshold (per sales order)	Fee Assessed for Amount Over this Threshold
Commercial	\$10,000.00	2.16%
GSA: Project in USA	\$20,000.00	2.16%
GSA: Project outside of USA	\$30,000.00	2.16%

Regional Pricing

Great Openings reserves the right to adopt regional discount programs and small order freight charges to address the freight cost impact applicable to each geographic region. A buyer's region will be determined by shipping destination.

Payment Terms

Orders are invoiced at the time of shipment and payment is due upon receipt of the invoice. Invoices unpaid thirty (30) days after the invoice date are subject to a late payment charge in the amount of one and one-half percent (1-1/2%) per month on the unpaid balance until paid. Great Openings reserves the right to modify or establish special credit arrangement for any customers at any time at its sole discretion. All prices are effective February 4, 2013, and are subject to change without notice.

Remit to:

**Great Openings
Dept. for Lockbox: 9521-11
PO Box 30516
Lansing, MI 48909-8016**

COMMERCIAL TERMS & CONDITIONS

Taxes

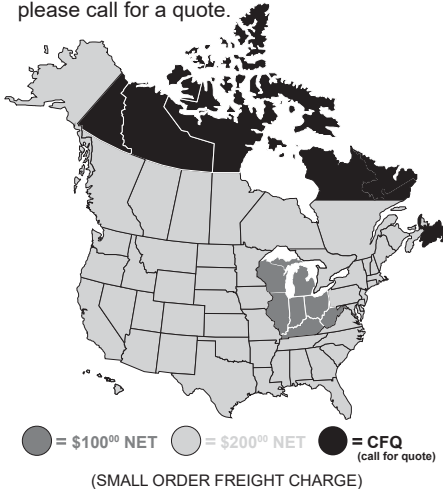
All sales, use, excise and other applicable taxes (excluding only taxes on the net income of Great Openings) are the purchaser's responsibility and will be invoiced to the purchaser. If purchaser claims an exemption from such taxes, it shall be the purchaser's responsibility to furnish an appropriate exemption certificate to Great Openings.

For Canadian orders, Great Openings does invoice and collect for GST/HST.

Freight Policy

All prices are freight included, F.O.B. Destination. Prices are based on a single shipment to a single location. A Small Order Freight Charge applies to all orders less than \$5,000 list (does not apply to orders for accessories).

See the map below for Small Order Freight Charge by destination. Effective March 1, 2017, orders totaling less than \$5,000 list that are shipped to Michigan, Wisconsin, Illinois, Indiana, Ohio, Kentucky, and West Virginia a Small Order Freight Charge of \$100 net will apply. For orders totaling less than \$5,000 list that are shipped to the remainder of the U.S., a Small Order Freight Charge of \$200 net will apply. For Alaska, Hawaii, and Canada, please call for a quote.



Standard Packaging

All Great Openings' products are packaged in accordance with industry standards and common carrier requirements. Pedestal products are individually boxed with polystyrene corner guard inserts, then palletized, and shrink wrapped. Lateral and storage product packaging consists of corrugated top and bottom trays, corner guards, palletized, shrink wrapped and labeled. For full truckloads only, upon special requests, we can provide a blanket wrapped shipment.

Shipment and Delivery

Freight is included in the prices as displayed in this price book. All shipments are FOB destination: free freight to destination in the continental United States. Shipments outside the contiguous 48 states will be freight collect from exit port. Exception for Canadian

shipments; see the section on Canadian orders. Great Openings will select the mode and carrier of shipment.

- Partial shipments may be necessary and are at the discretion of Great Openings.
- Great Openings cannot guarantee exact time of delivery.
- Any charges resulting from late deliveries beyond our control are not the responsibility of Great Openings.
- Ship dates contained in order acknowledgements are estimated and not guaranteed.

Great Openings will often consolidate orders to maximize shipping efficiency. In these situations, a customer's designated ship date may change, though Great Openings will make every effort to ensure that requested delivery dates are still met.

Product Storage Fees

Once an order enters production, it is not possible to stop production on that order if a last-minute request is made to delay shipment. If it is absolutely necessary to hold the product at Great Openings for a later ship date, a holding fee of \$7 net per pallet or \$100 net per trailer will be assessed each week and partial week until the product ships. Weekly storage fees will be the responsibility of the purchaser on any delayed shipment of a produced order.

Returns

Great Openings will not accept returned goods.

Claim Policy

It is the purchaser's responsibility to examine goods upon receipt and to notify Great Openings customer service with any concerns. Any claims against Great Openings for apparent defects, errors or shortages must be made by the purchaser within five (5) working days after any delivery. Failure by the purchaser to make any claim against Great Openings within (5) days shall constitute acceptance of the goods and waiver of any apparent defects, errors or shortages.

Freight Damage Claims

Great Openings' terms are FOB destination, Great Openings is not responsible for damage that occurs in transit. All Great Openings' products are carefully inspected prior to shipment. The carrier signs for all goods received in apparent good order.

It is the buyer's responsibility to inspect goods upon receipt for both apparent and concealed damage. In the rare instance where shipping damage is found, we ask the purchaser NOT to refuse shipment. Accepting shipment will give us more opportunities to remedy the situation through parts (fronts, tops) replacement and within the guidelines of the stated terms.

Claim and Replacement Policy

In the case of documented shipping damage, Great Openings will file a claim with the carrier and issue at no charge any replacement parts or product only if the purchaser meets the following conditions:

- Product is shipped via a Great Openings designated carrier
- Accept the shipment
- Retain packaging
- Inspect the shipment and document damage on the bill of lading
- Contact Great Openings immediately upon discovery and documentation of damage

Failure of purchaser to meet these conditions will prevent Great Openings from obtaining carrier reimbursement and thereby require us to charge full price for product replacement.

Great Openings is not responsible for labor or trip costs associated with freight damage product replacement.

Concealed Damage Policy

Concealed damage (damage discovered after acceptance with no bill of lading documentation) should be reported to Great Openings immediately upon discovery. Please retain packaging and request carrier inspection immediately. Carrier liability ceases 15 calendar days after receipt of shipment. Great Openings will investigate on a case-by-case basis. In any case, Great Openings assumes no liability beyond the 15-day carrier liability and reserves the right to apply no remedy and/or various remedies dictated by individual event circumstances.

The buyer may make NO DEDUCTION UNDER ANY CIRCUMSTANCES ensuing from freight claims when settling invoices with Great Openings.

Service

Please contact Great Openings with any service concerns:

Great Openings
902 E. Fourth Street
Ludington, MI 49431
Ph: 888-712-8582

- Metal filing, storage, and freestanding desk products
- Contract Number: GS-28F-0001S
- Current Contract Period: October 1, 2015- September 30, 2020
- Great Openings/Metalworks tax ID: 38 189 8020

- FSC Schedule 71, Part 1 - Office Furniture
- Special Item Numbers (SIN) 711-2, 711-3
- Small Business Set Aside
- Certified Small and Hub Zone Company

1a) Special Item Numbers Awarded:

- SIN 711-2 Work surfaces, Workstations,
Computer Furniture and Accessories
- SIN 711-3 Filing and Storage Cabinets, Shelves, Mobile
Carts, Dollies, Racks, and Accessories

1b) Lowest Priced Item:

- SIN 711-2 (2) Splice Plates and Fasteners
GSP 02 K (\$40.00 list)
- SIN 711-3 6" Drawer Divider ECOX 1070- 1 (\$10.00 list)

2) Maximum Order:

- SIN 711-2 \$500,000 net
- SIN 711-3 \$500,000 net

3) Minimum Order:

- All SIN's \$50.00

4) Geographic Coverage:

All 48 contiguous states and the District of Columbia. Port of embarkation for delivery to Alaska, Hawaii, Puerto Rico, The Virgin Islands. U.S. Government installations overseas.

5) Point of Production:

Ludington, Michigan; Manistee, Michigan

6) Discount From List Prices

69.8%

7) Tier Discounts:

Tier discounts are available, call for details.

8) Prompt Payment Terms:

Net 30 Days

9a) Government Purchase Cards - Below Micro Threshold:

Visa and MasterCard accepted

9b) Government Purchase Cards - Above Micro Threshold:

Visa and MasterCard accepted

10) Foreign Items:

None (All products are manufactured, painted and assembled in U.S.)

11a) Time of Delivery:

Shipment: When applicable, within our standard lead-time, which is noted in the Commercial Terms and Conditions.
Delivery: 30 days after receipt of order.

11b) Expedited Delivery:

Considered on a case-by-case basis.
Call Great Openings for availability and cost.

11c) Overnight and Two-Day Delivery:

Considered on a case-by-case basis.
Call Great Openings for availability and cost.

11d) Urgent Requirements:

Considered on a case-by-case basis.
Call Great Openings for availability and cost.

12) F.O.B. Destination, Freight Prepaid and Allowed:

48 Contiguous States and Washington D.C.

For orders totaling less than \$1,000 net that are shipped to the western U.S. (including Montana, Wyoming, Colorado, New Mexico, Texas and all states west), the state of Florida, and New York City (including the Bronx, Brooklyn, Manhattan, Queens, and Staten Island), a Small Order Handling Fee of \$100 will apply. For orders totaling less than \$1,000 net that are shipped to the remainder of the U.S., a Small Order Handling Fee of \$50 will apply.

13a) Ordering Address:

Great Openings
902 E. Fourth Street
Ludington, Michigan 49431
Phone 888-712-8582
Fax 231-843-6373
www.greatopenings.com

13b) Ordering Procedures:

For supplies and services, the ordering procedures, information on Blanket Purchase Agreements (BPA's), and a sample BPA can be found in Federal Acquisition Regular (FAR) 8.405-3.

14) Payment Address:

Great Openings
P.O. Box 910
Traverse City, MI 49685-0910

15) Warranty Provision:

Lifetime Warranty
See warranty section for complete details in the Commercial Terms and Conditions.

16) Export Packaging Charges:

Quoted upon request

17) Terms And Condition of Government Purchase Card:

See item 9a + 9b. No additional discounts given.

18) Terms and Conditions of Rental, Maintenance and repair:

Not Applicable

19) Terms and Conditions of Installation:

Contact dealer or installation representative.

20) Terms and Conditions of Repair Parts:

Not Applicable

20a) Terms and Conditions for Any Other Services:

Not applicable

21) List of Service and Distribution Points:

Not Applicable

22) List of Dealers:

Please contact Great Openings for your nearest Great Openings Dealer.

23) Preventative Maintenance:

Not offered

24a) Environmental Attributes:

Has an active environmental program. Please contact Great Openings Dealer.

24b) Section 508 Electronic Compliance:

Currently not available

25) DUNS Number:

00-495-0549

26) CCR:

Great Openings is registered with the Central Contractor Registration (CCR) database. Cage Code: 33LN6

Cancellation Policy:

Orders may not be cancelled or changed without approval from Great Openings. If an order is cancelled prior to production, no cancellation charge will apply.

After production has begun, the Government will pay actual costs that the contractor can demonstrate if the product is not sold in a reasonable length of time (3 months).

Returns / Restocking Charge:

The Government will pay a 33% restocking charge.

The customer agency must obtain written authorization from Great Openings before returning any product. The customer agency will pay all return freight charges. Product returned in damaged condition will not be accepted.

DOD Requirements for Wood Packaging:

DOD's requirements (ISPM 15) for wood packaging material (WPM) are designed to block the movement of forest-destroying pests from one nation to another. Please clearly mark DOD-related purchase orders so that the required packaging can be included.



902 East Fourth Street
Ludington, MI 49431
Telephone: 888-712-8582
Fax: 231-843-6373
Web: www.greatopenings.com
E-mail: greatopeningscust.serv@greatopenings.com